



# Mammography

U.S. Accessories & Supplies





# Welcome

## GE Healthcare Accessories & Supplies

We strive to make your ordering experience with GE Healthcare easy and efficient. Our helpful, knowledgeable Customer Support Center representatives are happy to assist you with your order or shop online at your convenience.

### How to order

**In the U.S.:** Phone: (866) 281-7545 Options 1, 2, 1, 2

Fax: (877) 279-6990

Email: [gehaccessorysales@ge.com](mailto:gehaccessorysales@ge.com)

EDI: Free – contact us for details

Hours: 7AM – 6PM (CST)

**Shop online at:**

**[gehealthcare.com/accessories](http://gehealthcare.com/accessories)**



# Table of Contents

Volpara Solutions .....	MM 4	▶
SensorySuite Patient Experience .....	MM 6	▶
ABUS System Consumables .....	MM 9	▶
Biopsy Solutions.....	MM 10	▶
Mammography Phantom.....	MM 12	▶
Print Solutions .....	MM 13	▶
Film Digitizers.....	MM 14	▶
Mammography Furniture.....	MM 15	▶
Radiation Protection.....	MM 16	▶
Power Quality.....	MM 18	▶



## Volpara Solutions

Volpara® Solutions offers a multi-vendor suite of volumetric breast imaging tools designed to enhance clinical decision making, workflow, and the early detection of breast cancer.

The Volpara Solution portfolio includes:

- VolparaDensity™
- VolparaAnalytics™
- VolparaDose™

### VolparaDensity

- An objective and reproducible way to standardize breast density assessment
- Consistent density readings, no matter the mammography unit or reader
- Improved productivity by reducing decision time needed
- Enables immediate consultation with patients about their breast density
- Multi-vendor



### Streamline your workflow



DICOM® mammography data is sent automatically to VolparaDensity assessment software



Breast density results are available within minutes of the last mammography view received



BI-RADS™ breast density classification, easily visible in "thumbnail" mode.

Scale showing volumetric breast density thresholds and the BI-RADS™ density classes.

Volumetric measurements



Patients with a C or D density result can have an immediate consultation and supplemental Invenia ABUS screening.



For the 4 out of 10 women with dense breasts, additional screening with Invenia ABUS helps to identify cancers that mammography alone may miss.



## VolparaAnalytics

VolparaAnalytics can collate data from digital mammography units to enable cross-comparison of patient populations, equipment and operator performance. Utilizing the unique quantitative information provided by Volpara, clinics can improve quality assurance and resource planning.

- Scalable, from a single mammography unit to a large, multi-site network
- Compatible across all major digital mammography units, including tomosynthesis units
- Insights into previously obtained data around dose and compression

Access key quality data with volumetric context:

- The comparative report allows you to view your data by operator and mammography unit, allowing you to spot inconsistencies and identify opportunities for quality improvements

## VolparaDose

Accurately track and report dose:

- Use patient volumetric density to calculate mean glandular dose and standardize the way you measure mammography dose to enable monitoring of system variations and accurately track and report dose

## Volpara Solutions

Cat#	Description	Warranty
E8341VA	VolparaDensity Package	C
E8341VB	VolparaDensity and Analytics Package	C
E8341VL	VolparaDensity, Analytics, and Dose Package	C
E8341VE	VolparaServer Software Platform License	C
E8341VC	Additional VolparaDensity Module Port license (requires VolparaDensity Package)	C
E8341VD	Additional VolparaAnalytics Module Port license (requires VolparaDensity and Analytics Package)	C
E8341VJ	Additional VolparaDoseRT Module Port license (requires VolparaDensity, Analytics and Dose Package)	C
E8341VK	VolparaDoseSR Module Port License	C
E8341VG	On-site Clinical Applications Training	N/A
E8341VH	On-line Clinical Applications Training	N/A
E8341VM	Web-Based IT Training	N/A

## SensorySuite for Mammography

An all encompassing interactive experience centered around your patient.



By focusing on your patients, we've re-invented the experience...and addressed many of the reasons why women avoid mammograms.

Designed to stimulate a woman's senses, SensorySuite can distract her from the perceived discomfort, pain, and anxiety of a mammogram.

SensorySuite lets your patient choose the environmental ambiance she prefers for her mammogram:


- Seaside
- Garden
- Waterfall

Designed to help you stand apart, SensorySuite helps enable you to:

- Improve the mammography experience of every woman
- Increase patient compliance with screening mammography
- Promote the high level of patient care you provide
- Differentiate your healthcare facility from others in your area

Advertise and promote your SensorySuite solution to women and referring physicians in your area with our comprehensive marketing tool kit of promotional materials.

Take mammography to a whole new place!



Seaside



Garden



Waterfall

SensorySuite for Mammography may be purchased as packages or as individual items.



Seaside



Waterfall



Garden

### Platinum Package includes:

- Interactive Experience including two large monitors (diag. 48 in/122 cm)
- SensorySuite Scent diffuser
- SensorySuite Exam Room fragrance capsules (Set of 30 scent diffuser refill capsules)
- SensorySuite Waterfall bookmarks with scent-infused bracelets (set of 1500 units)
- SensorySuite Seaside bookmarks with scent-infused bracelets (set of 1500 units)
- SensorySuite Garden bookmarks with scent-infused bracelets (set of 1500 units)
- One Wall Panel - Large size (106 cm x 49 cm/41.1 in x 19.3 in)
- Three Wall Panels - Large size 3 x (106 cm x 49 cm/41.1 in x 19.3 in)

Cat#	Description	Warranty
E6301RA	SensorySuite - Platinum Package- Seaside	E
E6301PA	SensorySuite - Platinum Package - Waterfall	E
E6301SA	SensorySuite - Platinum Package- Garden	E

### Silver Package includes:

- Interactive Experience including one large monitors (diag. 48 in/122 cm)
- One Wall Panel - Large size (106 cm x 49 cm/41.1 in x 19.3 in)

Cat#	Description	Warranty
E6301SC	SensorySuite - Silver Package - Seaside	E
E6301RC	SensorySuite - Silver Package - Waterfall	E
E6301PC	SensorySuite - Silver Package - Garden	E

### Gold Package includes:

- Interactive Experience including two small monitors (diag 32 in/81 cm)
- SensorySuite Scent diffuser
- SensorySuite Exam Room fragrance capsules (Set of 30 scent diffuser refill capsules)
- SensorySuite bookmarks with scent-infused bracelets (set of 1500 units)
- Three Wall Panels - Large size 3 x (106 cm x 49 cm/41.1 in x 19.3 in)

Cat#	Description	Warranty
E6301PB	SensorySuite - Gold Package - Seaside	E
E6301RB	SensorySuite - Gold Package - Waterfall	E
E6301SB	SensorySuite - Gold Package - Garden	E

### Bronze Package includes:

- Interactive Experience including one small monitor (diag 32 in/81 cm)
- One Wall Panel - Small size (70 x 32 cm/27.5 x 12.6 in)

Cat#	Description	Warranty
E6301RD	SensorySuite - Bronze Package - Waterfall	E
E6301PD	SensorySuite - Bronze Package - Garden	E
E6301SD	SensorySuite - Bronze Package - Seaside	E

SensorySuite may be configured with individual items.

## SensorySuite - Sight & Sound - Interactive Experience

Cat#	Description	Warranty
E63301CA	Interactive Experience including one small monitor (diag 32 in/81 cm)	E
E63301CB	Interactive Experience including two small monitors (diag 32 in/81 cm)	E
E63301CC	Interactive Experience including one large monitor (diag 48 in/122 cm)	E
E63301CD	Interactive Experience including two large monitors (diag 48 in/122 cm)	E

## SensorySuite - Sight - Patient Interactive Device

Cat#	Description	Warranty
E63301CE	Tablet PC for waiting room	Y
E63301CF	Secured and flexible wall mount system for tablet PC in the waiting room	W



E63301CE

## SensorySuite - Sight - Decorative Wall Panels

Cat#	Description	Warranty
E63301AA	Waterfall - One Wall Panel - Large size (106 x 49 cm/41.1 x 19.3 in)	W
E63301AB	Waterfall - Three Wall Panels - Large size 3 x (106 x 49 cm/41.1 x 19.3 in)	W
E63301AC	Waterfall - One Wall Panel - Small size (70 x 32 cm/27.5 x 12.6 in)	W
E63301AD	Waterfall - Three Wall Panels - Small size 3 x (70 x 32 cm/27.5 x 12.6 in)	W
E63301AE	Seaside - One Wall Panel - Large size (106 x 49 cm/41.1 x 19.3 in)	W
E63301AF	Seaside - Three Wall Panels - Large size 3 x (106 x 49 cm/41.1 x 19.3 in)	W
E63301AG	Seaside - One Wall Panel - Small size (70 x 32 cm/27.5 x 12.6 in)	W
E63301AH	Seaside - Three Wall Panels - Small size 3 x (70 x 32 cm/27.5 x 12.6 in)	W
E63301AJ	Garden - One Wall Panel - Large size (106 x 49 cm/41.1 x 19.3 in)	W
E63301AK	Garden - Three Wall Panels - Large size 3 x (106 x 49 cm/41.1 x 19.3 in)	W
E63301AL	Garden - One Wall Panel - Small size (70 x 32 cm/27.5 x 12.6 in)	W
E63301AM	Garden - Three Wall Panels - Small size 3 x (70 x 32 cm/27.5 x 12.6 in)	W



## SensorySuite - Sight - Scent: Diffuser

Cat#	Description	Warranty
E63301BA	SensorySuite Scent diffuser	Y
E63301BB	SensorySuite Exam Room fragrance capsules (Set of 30 scent diffuser refill capsules)	W



E63301BA



E63301BB

## SensorySuite - Sight - Scent: Bracelets

Cat#	Description	Warranty
E63301BC	SensorySuite Waterfall bookmarks with scent-infused bracelets (set of 1500 units)	W
E63301BD	SensorySuite Seaside bookmarks with scent-infused bracelets (set of 1500 units)	W
E63301BE	SensorySuite Garden bookmarks with scent-infused bracelets (set of 1500 units)	W



Waterfall

Seaside

Garden

## ABUS System Consumables

### ABUS Membranes

The ABUS disposable scan membrane provides comfort to the patient during the 3D image acquisition. The flexible, polyester, mesh fabric stabilizes the breast tissue and enables better image quality during the scan. The membrane is single-use only which eliminates the risk of cross-contamination and the need for sterilization.

#### ABUS Single-Use Stabilization Membrane for the Invenia™ ABUS and somo•v™ ABUS Platinum

Catalog #E8340AB

Curved membrane dimensions:

229 mm (L) x 213 mm (W) x 19 mm (D)

#### ABUS Single-Use Stabilization Membrane for the somo•v™ ABUS Insight

Catalog #E8340AC

Flat membrane dimensions:

229 mm (L) x 213 mm (W) x 19 mm (D)

### POLYSONIC® Ultrasound Lotion

POLYSONIC® Ultrasound Lotion is an acoustic coupling lotion that is hypo allergenic and has a light pleasing scent.

### Protex™ Ultrasound Disinfectant Wipes

Protex™ one-step cleaner disinfectant kills more than 30 pathogens including HIV, H1N1 and MRSA, while remaining safe for even the most sensitive surfaces. The pre-moistened wipes are easy and convenient to use.



E8340AB

Compatible with Invenia™ ABUS and somo•v™ ABUS Platinum models



E8340AC

Compatible with somo•v™ ABUS Insight models



E8365EF

E8365EC

Compatible for use with either ABUS membrane



E8365EG

E8365EB

Compatible for use with ABUS system

Cat#	Description	Quantity per Box	Warranty
E8340AB	ABUS Single-Use Stabilization Membrane for Invenia™ ABUS and somo•v™ ABUS Platinum models (non-Sterile)	50/box	W
E8340AC	ABUS Single-Use Stabilization Membrane for somo•v™ ABUS Insight models (non-Sterile)	50/box	W
E8365EC	PolySonic Ultrasound Lotion (Non-Sterile) – 8.5 oz dispenser bottles	12 bottles/box	H
E8365EF	PolySonic Ultrasound Lotion – (Non-Sterile) 1 US gallon with refillable dispenser	4 gallons/case	H
E8365EB	Protex Ultra Disinfectant Wipes – 60 ct Soft-pack w/stay-put adhesive backing – 6.5 in x 6.0 in	12 pack/Box	H
E8365EG	Protex Ultra Disinfectant Wipes - 100 ct canister pack - 7 in x 10 in	6 pack/Case	H

## Biopsy Solutions

### Ultra DBI 3-in-1 Interventional Mammography Table

Distributed exclusively by GE Healthcare, the Ultra DBI™ Interventional Table offers a multitude of options for positioning your patients for biopsy procedures. Use it as a table. Or use it as a chair. With its flexibility, the Ultra DBI 3-in-1 Interventional Table lets you perform biopsies on patients either decubitus or sitting upright. So different clinicians can switch between positions in seconds to accommodate their preferences and patient needs.

- Perform stereo exams in either sitting or recumbent position which allows 360° access to lesions in combination with the gantry's capabilities
- Dropping sections make positioning easier with closer access to the area to be biopsied
- Neck support offers three possible positions for optimizing patient comfort during a procedure
- Several positions are possible to accommodate the patient for injecting intravenous media for CESM exams
- Back support, foot-rest, cushion and arm-rest features help position for stereo and improve patient comfort
- The hand controller allows for automated movement including up/down and tilting (trendelenburg)
- Optional IV pole accessory for CESM exams
- Single pedal braking



E6401DB



E6401DB

Cat#	Description	Warranty
E6401DB	Ultra DBI 3-in-1 Interventional Mammography Table	E
E10811SF	IV Pole for Ultra DBI 3-in-1 Mammography Table	H

### Mammography Biopsy Chair

Easy maneuverability. Easy operation.

The Mammography Biopsy Chair's versatility in moving from a chair position to a fully reclined position is designed to permit convenient patient positioning and treatment.

- Shortened base and premium Tente® casters allow for easy maneuvering around imaging equipment
- The height can be adjusted using foot pedals located on both sides of the chair. Handles on either side of the back section can be used to recline and position the chair in or out of Trendelenburg positions.
- The side rails can be folded away using accessible release levers for lesion site access
- The brake and steer system is operated by levers at the side of the chair base



E6315HD



E6315HD

Seat cushion Width: 22 in/55 cm  
 Overall Length (Supine): 75 in/190 cm  
 Overall Length (Upright): 42.5 in/108 cm  
 Trendelenburg: 10°  
 Maximum Weight Capacity: 325 lbs/147.5 kg

Cat#	Description	Warranty
E6315HD	Mammography Biopsy Chair	H

## Sterile Disposable Needle Guides

- Provides a horizontal or lateral approach for core biopsy and localization
- Packaged 2 guides per package, 5 packages per case; sold per case
- Sterile item, disposable – non-returnable and non-refundable



E63101DM

Cat#	Description	Needle Size		Hole Diameter mm	Warranty
		mm	Gauge		
<b>Without slot for wire positioning</b>					
E63101DL	Needle Guide without slot for wire positioning (10/cs)	0.8	21	0.9	H
E63101DM	Needle Guide without slot for wire positioning (10/cs)	0.9	20	1.0	H
E63101DN	Needle Guide without slot for wire positioning (10/cs)	1.1	19	1.2	H
E63101DP	Needle Guide without slot for wire positioning (10/cs)	1.3	18	1.4	H
E63101DR	Needle Guide without slot for wire positioning (10/cs)	1.6	16	1.8	H
E63101DS	Needle Guide without slot for wire positioning (10/cs)	2.0	14	2.25	H
<b>With slot for wire positioning</b>					
E63101EA	Needle Guide with slot for wire positioning (10/cs)	0.8	21	0.9	H
E63101EB	Needle Guide with slot for wire positioning (10/cs)	0.9	20	1.0	H
E63101EC	Needle Guide with slot for wire positioning (10/cs)	1.1	19	1.2	H

## Non-Sterile Reusable Needle Guides

- Non-sterile reusable metal needle guide is to be used for standard mammography biopsy procedures
- Packaged 2 per package, 2 packages per case; sold per case



E63101MC

Cat#	Description	Needle Size		Hole Diameter mm	Warranty
		mm	Gauge		
E63101MA	Non-Sterile Metal Reusable Needle Guide (4/cs)	0.8	21	0.9	H
E63101MB	Non-Sterile Metal Reusable Needle Guide (4/cs)	0.9	20	1.0	H
E63101MC	Non-Sterile Metal Reusable Needle Guide (4/cs)	1.07	19	1.2	H
E63101MG	Non-Sterile Metal Reusable Needle Guide (4/cs)	2.11	14	2.25	H
E63101MH	Non-Sterile Metal Reusable Needle Guide (4/cs)	2.55	13	2.55	H
E63101MJ	Non-Sterile Metal Reusable Needle Guide (4/cs)	2.90	12	2.9	H
E63101MK	Non-Sterile Metal Reusable Needle Guide (4/cs)	3.20	11	3.2	H

## Mammography Phantom

### Mammography ACR Phantom

- The phantom simulates the X-ray attenuation of a 4.2 cm slab of compressed human breast composed of 50% adipose tissue and 50% glandular tissue
- An exceptional tool to help identify artifacts due to grids, filters, film-processing (for film-screen systems), as well as those produced by digital mammography systems



E6322DJ

Cat#	Description	Warranty
E6322DJ	Mammography ACR Phantom	H

**Compatibility:** Analog and digital mammography systems

## Print Solutions

### Agfa® DRYSTAR™ AXYS™

A dual film size, direct digital imager with excellent quality. AXYS offers a great range of capabilities and can be used in both centralized workflows and with dedicated applications.

- Multi-application hardcopy solution
- Mammography-quality images, with 508 dpi image resolution
- Very short access time, for fast delivery of first 4 prints
- Convenient imaging, with 2 film sizes online



Cat#	Description	Warranty
E8202NE	Agfa DRYSTAR AXYS	E
E8202NF	Smartcart for DRYSTAR AXYS	H

### Konica Drypro 873

The Konica Drypro 873 has features you need for mammography, fast print times and multiple print sizes.

- 50 second first print time, 40 second subsequent print time
- 90 sheets per hour throughput (14 x 17 in film)
- Standard two tray, optional third tray – customer selects from 4 tray sizes at installation 8 x 10 in, 10 x 12 in, 11 x 14 in, 14 x 17 in



E8205JH

Cat#	Description	Warranty
E8205JH	Konica Drypro 873	E



## Carestream DryView 5950 for Digital Mammography

- True-laser photothermographic technology
- Dicom connectivity
- Table top design
- For mammography and general radiology
- 508 ppi resolution
- Dmax 4.0 in mammography
- Film trays to accommodate two film sized on line
- Load film in full room light
- Mammography test patterns
- Remote data access

### Film size:

- Two film sized on line in full mammography use with 20 x 25 & 25 x 30 DVM+ films, of in mammography/ general radiology mixed use with 20 x 25 DVM+ & 25 x 43 DVM films.

### Service conditions for Carestream film imagers:

Installation and one-year on-site service are included by Carestream in Carestream service countries. Please check with your GE sales representative for service availability by Carestream in the country where the Carestream equipment is to be installed.



E8202HA

Cat#	Description	Warranty
E8202HA	Carestream DryView 5950 Film Imager – 110 V	E

## Film Digitizers

### VIDAR DiagnosticPRO® Advantage Digitizer

*(Customer must have or purchase Acquisition software to use digitizer)*

VIDAR DiagnosticPRO Advantage Digitizer with its high-resolution capabilities (44.5 microns), provides the ability to digitize mammography films, and offers larger spot size options for digitizing general radiographic, CT, MR, Ultrasound, and nuclear medicine films. Features an integrated 25-sheet, mixed size film feeder supporting film sizes from 7 in to 14 in W and 8 in to 51 in L. Computer interface is USB.

- VIDAR's sophisticated High-Definition CCD array and unique Automatic Digitizer Calibration (ADC) feature delivers excellent image quality and grayscale reproduction
- Superior optical density range (0.00 – 3.85) and image resolution (44.5 micron), scan rate 125 lines per second
- Measures 25.5 in (W) x 24 in (D) x 29 in (H); weight 41 lbs



E8250MC

Cat#	Description	Warranty
E8250MC	VIDAR DiagnosticPRO Advantage Film Digitizer	E

## Mammography Furniture

### GE Mammography Accessories Cabinet

Available exclusively from GE Healthcare, this convenient mammography accessory cabinet protects and organizes your mammography components.

- Use with all GE mammography systems
- Holds 14 paddles, including standard or tomo paddles
- Paddles hang vertically to avoid scratching
- Can be wall mounted or free standing
- Cabinet can be used for storing mag stand or phantoms
- Aluminum construction
- Dimensions – 30 in/76.2 cm (L) x 45 in/114.3 cm (H) x 14 in/35.6 cm (D)
- Weight – 49 lb/22.2 kg



Designed for  
GE Tomo Paddles



E6315T

Cat#	Description	Warranty
E6315T	Mammography Accessories Cabinet	L

### GE Anti-Fatigue Mat

- Helps to reduce body stress and fatigue resulting from standing for long periods
- One of the most comfortable, buoyant anti-fatigue floor mats on the market
- Durable construction; sealed to prevent moisture absorption and facilitate cleanup



E7058A



E7058AB



E7058AC

Cat#	Description	Warranty
E7058A	GE Anti-Fatigue Floor Mat (Blue 3' x 5' x 5/8") – 20 lb	H
E7058AB	GE Anti-Fatigue Floor Mat (Gray 3' x 5' x 5/8") – 20 lb	H
E7058AC	GE Anti-Fatigue Floor Mat (Blue 2' x 3' x 5/8") – 9 lb	H

## Premium-Quality Accessories from Mavig®

GE Healthcare offers only premium-quality radiation-protection accessories. Mavig protective aprons feature NovaLite®, an innovative, lightweight material providing high radiation absorption across the entire radiology spectrum. Their ergonomic, application-minded design helps ensure comfort for your staff.

### Ergonomic apron

- Lead-protective shoulder straps simplify removal
- Lightweight, yet provides full protection on the front section and underneath the shoulder
- Comfortable, wide cross straps allow easy sliding of the apron beneath a surgical coat




E3053DP/DR/DS

Cat#	Description	Warranty
E3053DP	Ergonomic apron – Model 650 – S/M/L/XL, Length = 100 cm, Navy, 0.50 mm Pb Equivalent	H
E3053DR	Ergonomic apron – Model 650 – S/M/L/XL, Length = 110 cm, Navy, 0.50 mm Pb Equivalent	H
E3053DS	Ergonomic apron – Model 650 – S/M/L/XL, Length = 120 cm, Navy, 0.50 mm Pb Equivalent	H

## Synergie apron

- Lightweight, yet delivers optimum protection
- Elastic belt provides continuous support and helps reduce burden on shoulders without constricting
- Back of coat features a stepped cut-out, giving knees optimum front and side protection



E3053DF

Cat#	Description	Warranty
E3053DF	Synergie apron – Model 632 – Medium, Length = 110 cm, Light Blue, 0.50 mm Pb Equivalent	H

## Mobile apron rack – 5-arm

- Holds up to five aprons
- Position at any convenient location, and move as required
- Easy apron selection with swiveling, shoulder-shaped hangers




E3053EY

Cat#	Description	Warranty
E3053EY	Mobile apron rack – 5-arm	H

## Uninterruptible Power Supplies

### Uninterruptible Power Supplies (UPS)

- Helps provide reliable, clean, consistent power for Diagnostic Imaging and PACS systems
- Helps to eliminate power anomalies (noise, transients, over and undervoltage), which could damage the system's sensitive computer components
- Enables the DI system to complete scanning after the loss of supply power and allows for the saving of valuable data and orderly system shutdown
- GE has tested and approved specific On-Line Double Conversion UPS models with GE Healthcare Diagnostic Imaging systems
- Configurations are available to support multi-modalities or even complete departments



Cat#	Description	Warranty
<b>Mammography UPS</b>		
E4502JS	10 kVA GE LanPro 11U Single Phase	D

## Main Disconnect Panels

### Main Disconnect Panels

Main Disconnect Panels provide emergency shut down, undervoltage protection, overcurrent protection, OSHA lockout tag provisions, and serves as a local disconnect for the GE Healthcare Diagnostic Imaging System.

- Helps reduce installation time by providing a single-point power connection, eliminating the need to mount and wire a number of individual components
- Standardized design and testing helps ensure high product quality and system reliability
- UL and cUL listed for compliance with National Electric Code
- Surface or semi-flush mounting
- Please consult your GE Healthcare Field Engineer to determine if this is the appropriate product for your needs before purchasing



Cat#	Description	Warranty
<b>Mammography Main Disconnect Panels</b>		
E4502B	Senographe DS or Essential Main Disconnect Panel	Y
E4502EE	Senographe 700, 800, 2000D Main Disconnect Panel	Y



## Specifications

- All specifications are subject to change without notice
- The product and brand names herein are the trademarks or registered trademarks of their respective owners

## Pricing

- Please call to obtain current pricing. All pricing and product availability is subject to change without notice
- Price invoiced will be the price in effect at the time of order entry
- Quotations available upon request

## Blanket Purchase Orders

You can save time and money by ordering your consumable products with our Blanket Order program. Blanket orders must be scheduled for a year or more and a signed purchase order agreement must be on file. Contact us for additional details.

## Restocking Fee

- Returns are subject to, but not limited to, a minimum 15% restocking fee
- Certain items, such as sterile and environmentally controlled products within this catalog, are nonreturnable and nonrefundable unless defective and have been noted as such

## Warranties

- Each catalog item listed has a service or warranty code noted

## Product Returns

- Immediately upon receipt, please inspect all deliveries for order accuracy and condition
- For products shipped in error, please obtain return authorization from the Accessories and Supplies Call Center within thirty (30) days of delivery
- Power Quality items are nonreturnable and nonrefundable

## Addresses

### In U.S.

GE Healthcare  
Accessories and Supplies Customer Support Center  
P.O. Box 414, W-544  
Milwaukee, WI 53202

Phone: (866) 281-7545 – opt 1, opt 2, opt 1, opt 2

Fax: (877) 279-6990

Email: [gehcaccessoriesales@ge.com](mailto:gehcaccessoriesales@ge.com)

### Outside the U.S.

Contact your local GE Representative

### Online

Shop accessories online at [www.gehealthcare.com/accessories](http://www.gehealthcare.com/accessories)

## Accessory Warranty Terms and Disclaimers

For complete details visit: [www.gehealthcare.com/accessories](http://www.gehealthcare.com/accessories)



[www.gehealthcare.com](http://www.gehealthcare.com)

GE Healthcare provides transformational medical technologies and services that are shaping a new age of patient care.

Our broad expertise in medical imaging and information technologies, medical diagnostics, patient monitoring systems, drug discovery, biopharmaceutical manufacturing technologies, performance improvement and performance solutions services help our customers to deliver better care to more people around the world at a lower cost.

In addition, we partner with healthcare leaders, striving to leverage the global policy change necessary to implement a successful shift to sustainable healthcare systems.

## Imagination at work

GE Healthcare  
3000 North Grandview  
Waukesha, WI 53188  
USA  
[www.gehealthcare.com](http://www.gehealthcare.com)

©2016 General Electric Company.

General Electric Company reserves the right to make changes in specifications and features shown herein, or discontinue the product described at any time without notice or obligation. This does not constitute a representation or warranty or documentation regarding the product or service featured. The results expressed in this document may not be applicable to a particular site or installation and individual results may vary. This document and its contents are provided to you for informational purposes only and do not constitute a representation, warranty or performance guarantee from GE Healthcare.

GE, the GE Monogram, and imagination at work are trademarks of General Electric Company.

GE Healthcare, a division of General Electric Company.

All other product names and logos are trademarks or registered trademarks of their respective companies.

JB39292USc

Rev. 09/16