




what procedure will your probe be used for?

Procedure	PROBE MAY CONTACT STERILE TISSUE OR BLOOD	PROBE MAY CONTACT MUCOUS MEMBRANES AND NON INTACT SKIN	PROBE WILL ONLY CONTACT HEALTHY, INTACT SKIN
Spaulding Classification	<div style="background-color: red; color: white; text-align: center; padding: 5px;">CRITICAL</div> <p>Intraoperative Procedure Drainage Biopsy Needle Guidance Transvaginal oocyte retrieval Venous Catheter Placement Vascular Ablation</p> 	<div style="background-color: orange; color: white; text-align: center; padding: 5px;">SEMI-CRITICAL</div> <p>Transvaginal Scan Transrectal Scan Wound Scanning (broken skin) Burn Evaluation (broken skin)</p> 	<div style="background-color: green; color: white; text-align: center; padding: 5px;">NON-CRITICAL</div> <p>Surface Ultrasound (intact skin)</p> 
Disinfection/ Sterilization Requirements	Sterilize or HLD	HLD	LLD or HLD

Critical probes should be sterilized or can also be high-level disinfected and used with a sterilized sheath