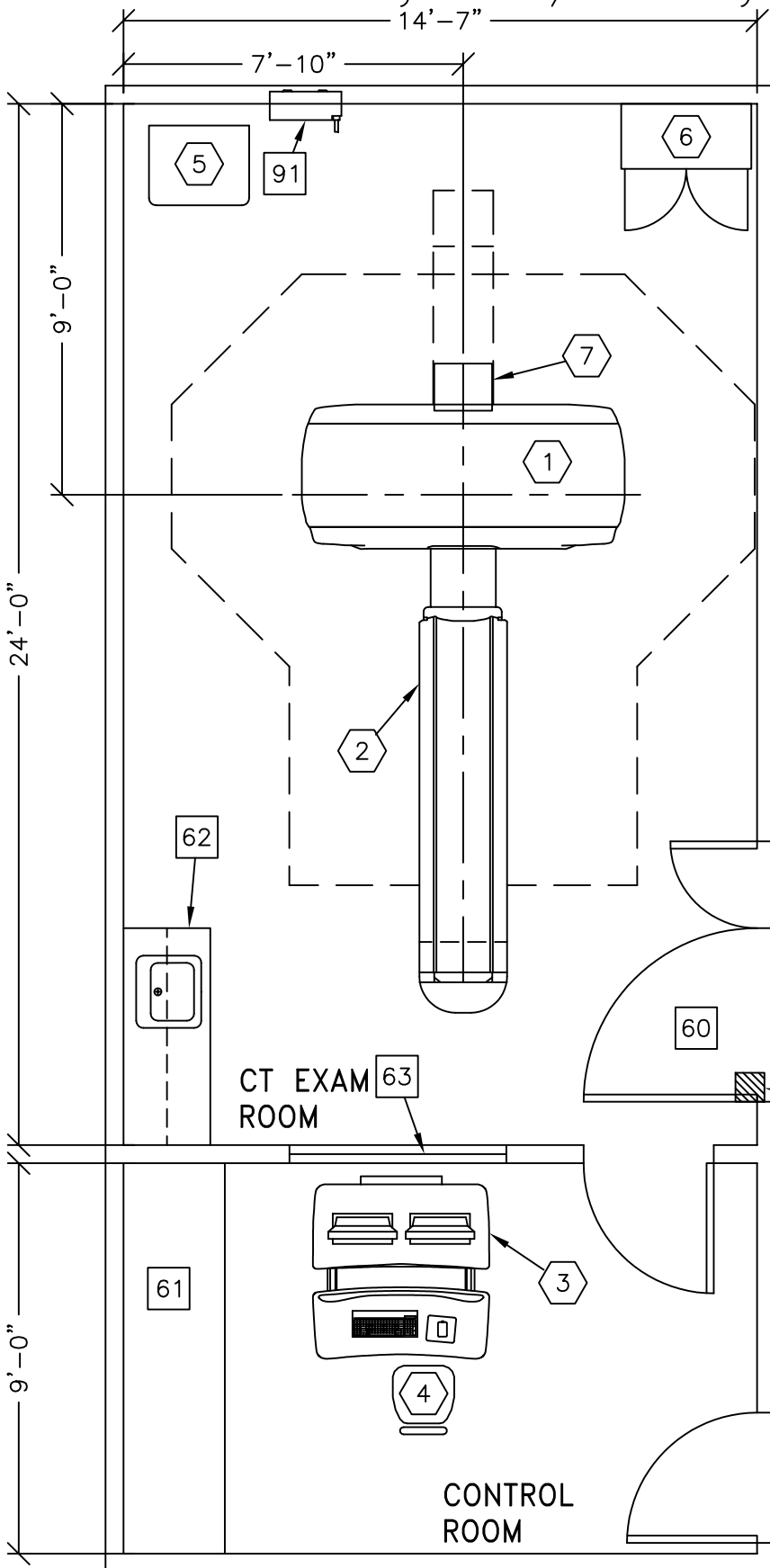
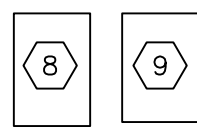




Vevo System w/ Discovery CT750 HD

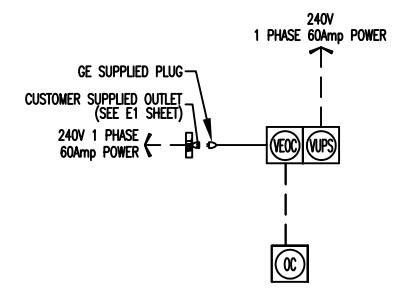


LOCATE IN REMOTE IT DATA CENTER OR EQUIVALENT



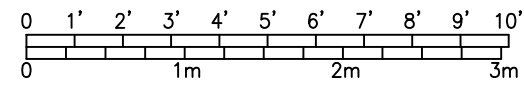
- VEVO BLADE CENTER (B7877M)**
- OPTIONAL RACS AVAILABLE
 - OPTIONAL UPS AVAILABLE
(PLEASE SEE THE VEO CABINET TYPICAL FINAL LOCATED ON THE SITE PLANNING WEBSITE)
 - CUSTOMER IS RESPONSIBLE TO RUN
 - DEDICATED NETWORK CABLE FROM VEO LOCATION TO CONTROL ROOM. IF RUN IS >300FT A FIBER OPTIC CABLE IS REQ'D
 - SEE VEO PRE-INSTALLATION MANUAL FOR ALL SITING SPECIFICATIONS

VEVO WIRING DIAGRAM



RECOMMENDED SCAN ROOM CEILING HEIGHT 9'-0" [2743mm]

NOTE: THIS IS A SUGGESTED LAYOUT BASED OFF OF GE HEALTHCARE PRE-INSTALL MANUAL. PLEASE CONTACT LOCAL PROJECT MANAGER OF INSTALLATION IF YOUR ROOM LAYOUT OR DIMENSIONS ARE DIFFERENT THAN THE LAYOUT SHOWN.



ROOM DIMENSIONS	LENGTH & WIDTH	CEILING HEIGHT
TYPICAL:	22-0" x 13'-6" [6.1M x 4.1M]	8'-0" [2.43M]

SEE APPENDIX "A" FOR POWER SPECIFICATIONS

ROOM PLAN LOCATED ON PAGE 6-88

ITEM	QUANTITY	ITEM DESCRIPTION	WEIGHT	HEAT OUTPUT
①	1	DISCOVERY CT750 HD GANTRY <BTU'S INCLUDE GANTRY, TABLE & PDU>	4100 lbs	35007 btu
②	1	GT2000 PATIENT TABLE WITH EXTENDED TABLE TOP.	1250 lbs	
③	1	OPERATOR'S CONSOLE / COMPUTER	493 lbs	8631 btu
④	1	OPERATOR'S CHAIR		
⑤	1	POWER DISTRIBUTION UNIT	798 lbs	
⑥	1	STORAGE CABINET <EMPTY CABINET WEIGHT>	90 lbs	
⑦	1	REAR CABLE COVER		
⑧	1	VEO BLADE CENTER <BASIC> <11u, 42U, 42U SEISMIC RAC AVAIL>	350 lbs	15003 btu
⑨	1	VEO UPS <OPTION>	251 lbs	3000 btu
***** CUSTOMER/CONTRACTOR SUPPLIED AND INSTALLED ITEMS *****				
60		MINIMUM DOOR OPENING FOR EQUIPMENT DELIVERY IS 44 IN. W x 83 IN. H [1118mm x 2108mm], CONTINGENT ON A 96 IN. [2438mm] CORRIDDOR WIDTH		
61		COUNTER TOP FOR EQUIPMENT- PROVIDE GROMMETED OPENINGS AS REQUIRED TO ROUTE INTERCONNECT CABLES TO RACEWAY BELOW COUNTERTOP.		
62		COUNTER TOP WITH SINK, BASE AND WALL CABINETS		
63		LEAD GLASS WINDOW		
64		X-RAY ON WARNING LIGHT - AVAILABLE FROM GE SUPPLY CALL: 800-200-9760 GE CAT. NO. WXIABWW-OF-XIU		
90		X-RAY ROOM WARNING LIGHT CONTROL PANEL REFERENCE JUNCTION POINT 'WLC' ON SHEET 'E1' FOR DETAILED DESCRIPTION -E4502RL FOR WARNING LIGHT CONTROL ONLY.		
91		MAIN DISCONNECT CONTROL GEMS CAT. NO. E4502AE 125 lbs., SEE DETAIL E4502AE.		

ENVIRONMENT

Ambient Operation Temperature: 64-79° (F)
 Allowable Temperature Change: 5° F [3° C] per hour
 Humidity: 30-60 percent non condensing
 Allowable Humidity Change: 5 percent per hour
 Max - Altitude: 7875 [2400M] ft. above sea level

*FOR VEO ENVIRONMENT SPECIFICATIONS SEE PRE-INSTALLATION MANUAL