

# Prodigy Advance

## Dual-energy X-ray bone densitometer

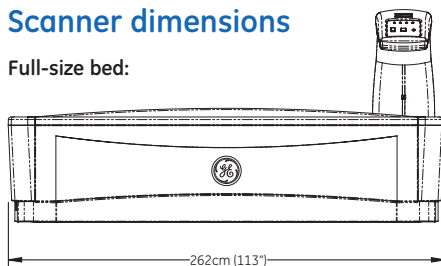
The Prodigy® Advance utilizes a narrow-angle fan beam and direct-digital detector to provide precise results in all skeletal sites, and enables clinicians to properly monitor the therapy of their patients.

Additionally, the Prodigy Advance provides precise body composition results, such as fat mass and lean mass, at any part of the human body.<sup>1</sup> Full- and compact-sized scanner beds are available.

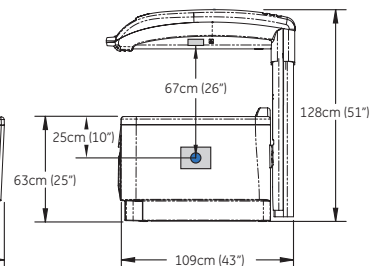
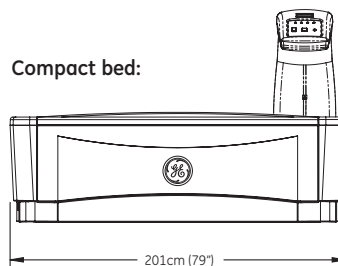


### Scanner dimensions

Full-size bed:



Compact bed:



# Prodigy Advance specifications (nominal)

## Software applications and features:

### Clinical applications:

- AP spine
- Femur
- DualFemur
- Forearm/supine forearm
- Total body BMD<sup>1</sup>
- Dual-energy Vertebral Assessment (DVA) (lateral and AP)
- FRAX<sup>®</sup> tool<sup>2</sup>
- Advanced Hip Assessment (AHA) with hip strength analysis
  - Hand/supine hand<sup>3</sup>
  - Orthopedic hip<sup>3</sup>
  - Pediatric spine/total body<sup>1,3</sup>
  - Pediatric femur<sup>1,3</sup>
  - Total and regional body composition<sup>1,3</sup>
  - Small animal total body<sup>3,4</sup>

### Workflow:

- Previous scan image comparison
- OneScan measurement
- OneVision
- Automatic metal detection
- QuickView measurement (10sec)
- Image preview

### Analysis & reporting:

- ScanCheck
- Custom region of interest analysis
- Composer reporting tools
- Custom reference creation
- Practice management tools<sup>3</sup>

### Connectivity:

- HIPAA secure view
- DICOM interface
- HL7 interface<sup>3</sup>
- TeleDensitometry (e-mail, fax)<sup>3,5</sup>
- SQL server<sup>3</sup>
- Multi-User Database access (MUDB) (1-3 or 1-10 users)<sup>3</sup>

◦ OPTIONAL

## Scanner table specifications:

Scanner size (full-size bed)	262(W) x 109(D) x 128(H)cm (103" x 43" x 51")
Scanner size (compact bed)	201(W) x 109(D) x 128(H)cm (79" x 43" x 51")
Scanner weight (full-size bed)	272kg (599lbs)
Scanner weight (compact bed)	254kg (559lbs)
Patient table top height (adjustable)	>63cm (25")
Maximum patient weight supported	159kg (350 lbs)
Drive system	stepper motor with reinforced drive belts
Active scan area (full-size bed)	197.5cm x 60.0cm
Active scan area (compact bed)	135.2cm x 59.5cm
Start position indicator	cross laser light (class II, <1mW power)
Pad	washable patient mat
Attenuation of patient support table	<0.7mm AL
Communication cable	7.62m (25ft) serial
Scanner leakage current	meets IEC 60601-1 safety standard

## Detector specifications:

Detector ..... direct-digital detector

## Computer specifications:

Non-US customers will need to verify that the computer is certified to local requirements. The computer must meet the minimum requirements that follow:

- >900MHz Pentium processor
- 512 MB RAM
- >10GB hard disk
- 8X CD ROM drive
- 17" SVGA monitor with at least 1024 x 768 32-bit color
- External hard drive (data archive location)
- Windows<sup>®</sup> XP Professional operating system
- Internet Explorer version 7.0
- Windows-compatible printer
- 1 Serial port required

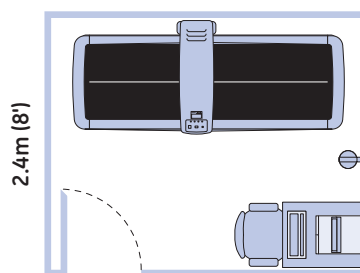


## Environmental specifications

Power	100-120 VAC 50/60Hz 20A dedicated circuit 230-240 VAC 50/60Hz 20A dedicated circuit
Consumption	Idling 40VA, Scanning 450VA
Distortion	sinusoidal waveform, less than 5% THD
Humidity	20%-80% non-condensing
Room temperature	18°C-27°C (65°F-81°F)
Scanner heat output	idling 150 BTU/hr, scanning 1500BTU/hr
Console heat output	approx. 400BTU/hr with 17" monitor
Ventilation	all cooling vents must remain unblocked
Dust, fumes, debris	install system in clean, ventilated area

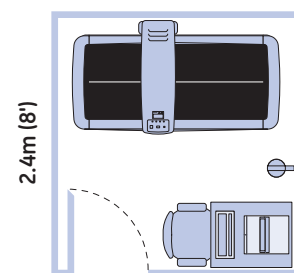
## Minimum room dimensions<sup>6</sup>

### Full-size bed:



3.0m (10')

### Compact bed:



2.3m (7.5')

© 2010 General Electric Company - All rights reserved.

GE, GE Monogram and Prodigy are registered trademarks of General Electric Company.

Windows is a registered trademark of Microsoft Corporation.

FRAX is a registered trademark of the World Health Organization Collaborating Centre for Metabolic Bone Diseases, University of Sheffield, UK.

General Electric Company reserves the right to make changes in specifications and features shown herein, or discontinue the product described at any time without notice or obligation. Contact your GE representative for the most current information.

GE Medical Systems Ultrasound & Primary Care Diagnostics, LLC, a General Electric company, doing business as GE Healthcare.

Indications for use: The Prodigy series bone densitometer provides an estimate of bone mineral density and fat and lean tissue mass. The values can then be compared to a reference population at the sole discretion of the physician.

CAUTION: Federal Law restricts this device to sale by or on the order of a physician.

### Lunar Product Division Americas

**GE Healthcare Lunar**  
Global Headquarters  
PO Box 7550  
Madison, WI 53707-7550  
T: +1-888-795-8627 (option 9, then option 9)  
F: +1-608-223-2482

### Lunar Product Division Europe, Middle-East & Africa

**GE Healthcare Lunar**  
Kouterveldstraat 20  
B-1831 Diegem, Belgium  
T: +32-2-7197217  
F: +32-2-7197359  
info.lunar@ge.com

### Lunar Densitometry Asia & Pacific Headquarters

**GE Healthcare Lunar**  
3/F GE China Technology Park  
No. 1 Hua Tuo Road  
Shanghai 201203, China  
T: +86-21-3877888 (Ext. 60128 or 60480)  
F: +86-21-38777451

## About GE Healthcare

GE Healthcare provides transformational medical technologies and services that are shaping a new age of patient care. Our broad expertise in medical imaging and information technologies, medical diagnostics, patient monitoring systems, drug discovery, biopharmaceutical manufacturing technologies, performance improvement and performance solutions services help our customers to deliver better care to more people around the world at a lower cost. In addition, we partner with healthcare leaders, striving to leverage the global policy change necessary to implement a successful shift to sustainable healthcare systems.

Our **healthymagination** vision for the future invites the world to join us on our journey as we continuously develop innovations focused on reducing costs, increasing access and improving quality and efficiency around the world. Headquartered in the United Kingdom, GE Healthcare is a \$17 billion unit of General Electric Company (NYSE: GE). Worldwide, GE Healthcare employs more than 46,000 people committed to serving healthcare professionals and their patients in more than 100 countries. For more information about GE Healthcare, visit our website at [www.gehealthcare.com](http://www.gehealthcare.com)



1. Full-size table only  
2. DVO available in Germany  
3. Optional  
4. Laboratory animals only  
5. Additional hardware may be required for fax capabilities.  
6. Consult and Follow local X-ray regulations.