


MR

U.S. Accessories & Supplies



How to Order



Shop online:
gehealthcare.com/accessories

Available 24/7, GE Healthcare Service Shop makes ordering supplies online fast and easy.

- Search real-time inventory of compatible, OEM products
- Take advantage of Auto Reorder for parts you buy regularly
- Batch order multiple items at once with Quick Order
- Get instant order and tracking confirmations
- Pay by PO or credit card or integrate your purchasing system

Visit GE Healthcare Service Shop to register.

1. Visit GE Healthcare Service Shop, navigating to the registration link in the upper left-hand corner of the page.
2. Give us your account details. Pro tip: Provide your customer account number for expedited registration.
3. A welcome message will come to you through the email you provide. Start shopping!

Register now at ServiceShop.GEHealthcare.com



Other ways to order:

Phone: (866) 281-7545 Options 1, 2, 1, 2

Fax: (877) 279-6990

Email: gehaccessorysales@ge.com

EDI: Free – contact us for details

Hours: 7AM – 6PM (CST)



Table of Contents

Injectors.....	MR 4	▶
MR Chillers	MR 6	▶
Patient Monitors.....	MR 10	▶
Closed Circuit TV	MR 12	▶
Laser Alignment Oncology.....	MR 13	▶
MR Cardiac Gating Accessories	MR 13	▶
Software Solutions	MR 15	▶
fMRI Solution.....	MR 16	▶
Comfort Solution	MR 18	▶
MR Music Systems.....	MR 19	▶
MR Awareness.....	MR 23	▶
MR Safety	MR 24	▶
Phantoms	MR 26	▶
MR Patient Experience.....	MR 28	▶
MR Non-Magnetic Furniture.....	MR 32	▶
Sentinelle® Breast Imaging Products	MR 34	▶
MR Table Pads.....	MR 35	▶
MR Patient Positioning Pads	MR 36	▶
Patient Positioning Aids	MR 40	▶
MR Coils.....	MR 41	▶
MR Coil Pads	MR 45	▶
MR Earplugs	MR 50	▶
MR Logbooks	MR 51	▶
Imagers	MR 52	▶
MR Guided Ultrasound.....	MR 54	▶
Power Quality	MR 55	▶
Adventure Series	MR 60	▶

Injectors

MEDRAD® MRXperion™ MR Injection System

Improved Efficiencies

- Snap-on/Twist-off syringe design
- Auto plunger advance and retract when attaching and detaching syringes
- Automatic filling and priming
- Injection/post-injection reminders
- Injection pressure graph

Reproducible Quality

- Proven track record of design and performance
- On-site field service and VirtualCare® Remote Support* for advanced injection system diagnostics and real-time support

Personalized Care

- Patient-Centric workflow design
- Protocol storage/retrieval
- On-board eGFR and weight based dosing calculators
- Injection enabled when head is tilted down



Certegra Workstation



E88221XA/XE

Cat#	Description	Warranty
E88221XA	Medrad MRXperion injector package – no penetration panel filter kit	E
E88221XE	Medrad MRXperion injector package – with penetration panel filter kit	E
E88221XN	Medrad MRXperion injector package (includes Informatics software)	E
E88221XP	Medrad MRXperion injector package (includes Informatics & Analytics software)	E
E88221XC	Medrad penetration panel filter kit option	E
E88221XD	Medrad MRXperion syringe kit XP 65/115VS including one 65 ml syringe, one 115 ml syringe, one large spike for saline, one small spike for contrast media, one 96" low pressure connector tube with T-connector and check valve (box of 20 kits)	H

BAYER Wall Mount for Mobile Applications

- Compatible with the MRXperion™, Stellant D™ and Stellant FLEX™ injectors
- Designed to securely fasten to a trailer's wall for Bayer injectors in mobile applications
- Includes the foldable clamp, pad for injector head support, and smaller accessories to affix the desktop control unit

E80141HG



Cat#	Description	Warranty
E80141HG	BAYER Wall Mount for Mobile Applications	E

The MRXperion™ Injector package includes:

- Dual injector head on pedestal with integral double hook IV pole
- Certegra™ workstation
- Installation, customer's operational training at time of installation, and one year full on-site warranty in Bayer service countries
- LAN port for VirtualCare Remote Service
- E88221XN includes Informatics
- E88221XP includes Informatics & Analytics



E88221XD
20 kits/box

Optional Penetration Filter Kit

- The penetration panel filter kit is needed when there is no power outlet in the MRI room
- The injector plug-in power supply has been tested to work inside the MRI room with no impact on image quality

Penetration panel filter kit option (E88221XC) includes:

- Filter assembly
- Mounting/centering ring
- Mounting screws
- Conductive O-ring (pre-installed on the filter)
- Power supply cable – 10 ft. (3 m)
- Installation instructions

Disposable Syringe Kit:

Disposable Syringe Kit option (E88221XD) includes:

- 65 mL Syringe for contrast media
- 115 mL Syringe for Saline
- One large spike for saline
- One small spike for contrast media
- 96" Low Pressure Connector Tube with T-connector and check valve

Medrad® MRXperion™ MR Injection System featuring Optional Informatics & Analytics software

E88221XG – Contrast Dose Management software – This enables a patient centric workflow designed to enhance personalized contrast delivery, protocol management, and data capture across the Healthcare IT landscape.

E88221XH – MR Point of Care software – Point of care data entry automates direct documentation.

E8014DL, E8014DM, E8014DN – Outbound interface software packages – Inter-connectivity between the scanner, injector PACS, RIS, and Radiology Reporting System allows captured data to be centrally mobilized and made instantly available, promoting productivity throughout the chain of care.

Cat#	Description	Warranty
E88221XG	Medrad MRXperion Contrast Dose Management software	H
E88221XH	Medrad MRXperion Point of Care software package	H
E80141DL	Medrad PACS Outbound Interface software package	H
E80141DM	Medrad Speech Reporting Outbound Interface software package	H
E80141DN	Medrad HL7 Outbound Interface software package	H

Dimplex MR Chillers

- Designed to provide stable fully dedicated cooling for your MR system's needs
- Water/glycol outdoor-air-cooled heat exchangers to support your highest exam volumes and your full range of diagnostic procedures
- Redundant fluid pumps with automatic switchover let you keep operating with no loss of cooling even if one pump goes down
- Remote installation support from the Glen Dimplex Company includes: 1 start up, 2 preventative maintenance visits during year 1 of the warranty period
- GE Installation support includes: support through GE's Project Manager of Install, GE's Design Center
- 50% glycol/50% water concentration in the 100 gallon tank for complete system filling and diluting
- Comprehensive and quality service rapidly delivered through our CARES service solution
- Highly recommended that Vibration Isolation Spring Kit (E8911CJ) be added for systems that will be rooftop mounted
- Chillers that meet seismic requirements are also available (see page MR 7)



E8911CA-CD

MR Chillers for Discovery MR 750/750w, SIGNA PET/MR and SIGNA Architect

Cat#	Description	Warranty
E8911CA	Dimplex MR Heat Exchanger 70kW – Standard Ambient Temp	G
E8911CB	Dimplex MR Heat Exchanger 70kW – Standard Ambient Temp Near Coast	G
E8911CC	Dimplex MR Heat Exchanger 70kW – Extreme Cold Ambient	G
E8911CD	Dimplex MR Heat Exchanger 70kW – Extreme Cold Ambient Near Coast	G
E8911CE	Pre-Cooling Economizer Option for 70kW	G
E8911CF	Long Distance Remote Display Upgrade	G
E8911CG	Manual Cryogen Compressor Water Bypass	G
E8911CH	Spare 100 Micron Filter Elements	H
E8911CJ	Vibration Isolation Spring Kit	G

MR Chillers for Seismic Regions

Cat#	Description	Warranty
E8911SA	Dimplex Seismic MR Heat Exchanger 70kW – Standard Ambient Temp	G
E8911SB	Dimplex Seismic MR Heat Exchanger 70kW – Standard Ambient Temp Near Coast	G

MR Chillers for Optima 1.5T MR450w and SIGNA Artist

Cat#	Description	Warranty
E8912CA	Dimplex MR Heat Exchanger 49kW – Standard Ambient Temp	G
E8912CB	Dimplex MR Heat Exchanger 49kW – Standard Ambient Temp Near Coast	G
E8912CC	Dimplex MR Heat Exchanger 49kW – Extreme Cold Ambient	G
E8912CD	Dimplex MR Heat Exchanger 49kW – Extreme Cold Ambient Near Coast	G
E8912CE	Pre-Cooling Economizer Option for 49kW	G
E8911CF	Long Distance Remote Display Upgrade	G
E8911CG	Manual Cryogen Compressor Water Bypass	G
E8911CH	Spare 100 Micron Filter Elements	H
E8911CJ	Vibration Isolation Spring Kit	G

MR Chillers for Seismic Regions

Cat#	Description	Warranty
E8912SA	Dimplex Seismic MR Heat Exchanger 49kW – Standard Ambient Temp	G
E8912SB	Dimplex Seismic MR Heat Exchanger 49kW – Standard Ambient Temp Near Coast	G

Configuration	Temp Range	SIGNA PET/MR SIGNA Architect Discovery MR750 Discovery MR750w Cat#	SIGNA Artist Optima MR450w Cat#
Standard Ambient	-30° to 50°C (-22° to 122°F)	E8911CA	E8912CA
Standard Ambient + Coastal Package [†]	-30° to 50°C (-22° to 122°F)	E8911CB	E8912CB
Extreme Cold Ambient	-40° to 40°C (-40° to 105°F)	E8911CC	E8912CC
Extreme Cold Ambient + Coastal Package [†]	-40° to 40°C (-40° to 105°F)	E8911CD	E8912CD
Seismic Standard Ambient	-30° to 50°C (-22° to 122°F)	E8911SA	E8912SA
Seismic + Coastal Package [†]	-30° to 50°C (-22° to 122°F)	E8911SB	E8912SB
OPTION: Pre-Cooling Economizer	winter days < 1°C (< 34°F)	E8911CE	E8912CE
OPTION: Long distance remote display (distances > 50 m/150 ft)	n/a	E8911CF	E8911CF
OPTION: Manual Cryogen Compressor – City Water Bypass	n/a	E8911CG	E8911CG
OPTION: Vibration Isolation Spring Kit	n/a	E8911CJ	E8911CJ
Spare 100 Micron Filter Elements	n/a	E8911CH	E8911CH

[†] Within 30 miles of coast

Dimplex MR Chillers

- Designed to provide stable fully dedicated cooling for your MR system's needs
- Water/glycol outdoor-air-cooled chiller to support your highest exam volumes and your full range of diagnostic procedures
- Redundant fluid pumps with automatic switchover let you keep operating with no loss of cooling even if one pump goes down
- Installation support from the vendor includes: 1 start up, 2 preventative maintenance visits (during warranty), and 12 months of parts and labor warranty
- Installation support includes: support through GE's Project Manager of Install, GE's Design Center, remote technical support from the Glen Dimplex company
- Comprehensive and quality service rapidly delivered through our CARES service solution
- 70 gallons of 50% distilled/deionized water and 50% propylene glycol pre-mixture
- Remote display panel provides the ability to monitor the system's operation from the control room
- Highly recommended that Vibration Isolation Spring Kit (E8914DP) be added for systems that will be rooftop mounted
- Environmental friendly and non-ozone harming refrigerant R407C



MR Chillers for SIGNA Pioneer/Voyager

Cat#	Description	Warranty
E8914DJ	Dimplex MR Heat Exchanger 36kW - Standard Ambient Temp	G
E8914DK	Dimplex MR Heat Exchanger 36kW - Standard Ambient Temp Near Coast	G
E8914DL	Dimplex MR Heat Exchanger 36kW - Extreme Cold Ambient Temp	G
E8912CD	Dimplex MR Heat Exchanger 49kW – Extreme Cold Ambient Coastal	G
E8912SA	Dimplex Seismic MR Heat Exchanger 49kW – Standard Ambient Temp	G
E8912SB	Dimplex Seismic MR Heat Exchanger 49kW – Standard Ambient Temp Coastal	G
E8914DP	Vibration isolation kit	G
E8914DQ	Long distance remote display upgrade	

Compatibility: SIGNA Pioneer/Voyager

Configurations available for SIGNA™ Pioneer and SIGNA™ Voyager

Configuration	Temp Range	Cat#
Standard Ambient	-28.89 C to 50 C (-20F to 122F)	E8914DJ
Standard Ambient near Coast	-28.89 C to 50 C (-20F to 122F)	E8914DK
Extreme Cold	-40 C to 50 C (-40 F to 122F)	E8914DL
Anti-Vibration kit option (cat# E8911CJ, E8914DP)		
Extreme Cold Coastal	N/A	E8912CD
Seismic Standard Ambient	Ambient Temp Range: -22 to 104 F (-30 to 40 C)	E8912SA
Seismic Standard Ambient Coastal	Ambient Temp Range: -22 to 104 F (-30 to 40 C)	E8912SB
Option: Chiller remote display, Distances greater than 150 feet		E8911CF
Option: Vibration isolation kit		E8911CJ
Option: Pre-cooling economizer		E8911CE
Option: Spare filter element		E8911CH

- Designed to provide stable fully dedicated cooling for your MR system's needs
- Water/glycol outdoor-air-cooled chiller to support your highest exam volumes and your full range of diagnostic procedures
- Redundant fluid pumps with automatic switchover let you keep operating with no loss of cooling even if one pump goes down
- Installation support from the vendor includes: 1 start up, 2 preventative maintenance visits (during warranty), and 12 months of parts and labor warranty
- Installation support includes: support through GE's Project Manager of Install, GE's Design Center, remote technical support from the Glen Dimplex company
- Comprehensive and quality service rapidly delivered through our CARES service solution
- 100 gallons of 50% distilled/deionized water and 50% propylene glycol pre-mixture
- Remote display panel provides the ability to monitor the system's operation from the control room.
- Highly recommended that Vibration Isolation Spring Kit (E8911CJ) be added for systems that will be rooftop mounted
- Environmental friendly and non-ozone harming refrigerant R407C



MR Chiller for SIGNA Premier

Cat#	Description	Warranty
E8911BA	Dimplex MR Heat Exchanger 94kW – Standard Ambient Temp	G
E8911BB	Dimplex MR Heat Exchanger 94kW – Standard Ambient Temp Near Coast	G
E8911BC	Dimplex MR Heat Exchanger 94kW – Extreme Cold Ambient Temp	G
E8911BD	Dimplex Seismic MR Heat Exchanger 94kW – Standard Ambient Temp	G
E8911BE	Dimplex Seismic MR Heat Exchanger 94kW – Standard Ambient Temp Near Coast	G

Compatibility: SIGNA Premier

Configurations available for SIGNA™ Premier

Configuration	Temp Range	Cat#
Standard Ambient	Ambient Temp Range: -22 to 104 F (-30 to 40 C)	E8911BA
Standard Ambient near Coast	Ambient Temp Range: -22 to 104 F (-30 to 40 C)	E8911BB
Extreme Cold	Ambient Temp Range: -40 to 104 F (-40 to 40 C)	E8911BC
Anti-Vibration kit option (cat# E8911CJ, E8914DP)		
Extreme Cold Coastal	N/A	N/A
Seismic Standard Ambient	Ambient Temp Range: -22 to 104 F (-30 to 40 C)	E8911BD
Seismic Standard Ambient Coastal	Ambient Temp Range: -22 to 104 F (-30 to 40 C)	E8911BE
Option: Chiller remote display, Distances greater than 150 feet		E8911CF
Option: Vibration isolation kit		E8911CJ
Option: Pre-cooling economizer		E8911CE
Option: Spare filter element		E8911CH

Patient Monitors

Expression MR400 MRI Patient Monitoring System

The Expression MR400 MRI Patient Monitoring System is designed to assist clinicians in monitoring patient vital signs in the dynamic magnetic resonance environment.

- 15 in color LED widescreen display for high resolution patient information
- Monitor display is fixed to the cart
- Intuitive touchscreen graphical user interface
- Colored waves and large numeric displays
- Bedside-quality “SINC” parameters
- Exclusive, advanced ECG solution for MRI
- 8-hour battery life and user-replaceable batteries for extended run time
- Simultaneous display of up to 13 parameters, and 6 waveforms and associated values
- Multi-priority visual and audible alarm signals, unique “alarm flag” messages, and pulse tones
- Gating, both digital pulse and analog waveform



E8819TA/TB/TC/TK/TL

Configurations include everything you need to get started:

- Traditional Roll-Around cart
- Wireless ECG (with ECG) module
- Wireless SpO₂ (with SpO₂) module
- ECG lead cables and 25 electrodes
- SPO₂ probes and clips
- NIBP cuffs and hoses
- Applicable starter kit of consumables dependent on configuration selected



E8819TE



E8819TG



E8819RB

Cat#	Description	Vital Sign Parameters					Warranty
		Basic [†]	O ₂	Anesthetic Agent	Invasive Blood Pressure	Temp	
E8819TC	Expression MR400 Patient Monitor (Basic + O ₂ + Anesthetic agents + blood pressure + temp)	X	X	X	X	X	C
E8819TL	Expression MR400 Patient Monitor (Basic + O ₂ + Anesthetic agents + Temp)	X	X	X		X	C
E8819TB	Expression MR400 Patient Monitor (Basic + O ₂ + Anesthetic agents + blood pressure)	X	X	X	X		C
E8819TA	Expression MR400 Patient Monitor (Basic + O ₂ + Anesthetic agents)	X	X	X			C
E8819TK	Expression MR400 Patient Monitor (Basic only – NIBP, ECG, SpO ₂ , CO ₂ , RR)	X					C
E8819TE	Wireless IP5 control room display with antenna for Expression MR400/200						C
E8819TF	Printer kit – includes printer, strip chart with USB for IP5 display for Expression MR400/200						C
E8819TG	MRI Quadtrode Electrodes for ECG, CV (25/box)						H
E8819RB	MRI Standard Quadtrode Electrodes for ECG (25/box)						H

[†]Basic includes NIBP (Noninvasive Blood Pressure), ECG (electrocardiogram), SpO₂ (peripheral capillary oxygen saturation), CO₂ (Carbon Dioxide), and RR (Resting Rate)

Expression MR200 MRI Patient Monitoring System

The Expression MR200 MRI Patient Monitoring System is designed to assist clinicians in monitoring patient vital signs in the dynamic magnetic resonance environment. Vital sign parameters include:

- Electrocardiogram (ECG), dual channel
- Blood oxygen saturation/pulse oximetry (SpO₂)
- Non-invasive blood pressure (NIBP)
- End-tidal and inspired CO₂
- Respiration from CO₂ or bellows

Includes everything you need to get started:

- Traditional Roll-Around cart
- Wireless ECG (with ECG) module
- Wireless SpO₂ (with SpO₂) module
- ECG lead cables and 25 electrodes
- SPO₂ probes and clips
- NIBP cuffs and hoses



E8819TD

Cat#	Description	Warranty
E8819TD	Expression MR200 Patient Monitor – Basic CO ₂ and respiration	C



Expression MR400
Cat # E8819TA/TB/TC/TK/TL



Expression MR200
Cat # E8819TD

Comparison Guide	Expression MR400 Cat # E8819TA/TB/TC/TK/TL	Expression MR200 Cat # E8819TD
Display Screen Size	15 in LED Widescreen	12.1 in
Touchscreen	X	-
Simultaneous Display	13 parameters, 6 waveforms	5 parameters, 4 waveforms
Wireless ECG	3	2
Advanced ECG Filtering	X (3rd-Gen) 65% > gen 2	X (2nd-Gen)
Advanced Alarm System	X	-
MRI Compatibility	3T – 5k G – 4W/kg – 7.2µT	3T – 1,500 g – 4W/kg
O ₂ Vital Sign Parameter	O	-
Anesthetic Agent Vital Sign Parameter	O	-
Invasive Blood Pressure Vital Sign Parameter	O	-
Body & Surface Temperature Vital Sign Parameter	O	-
Remote print from MRI room	O (IP5)	O (IP5)

O – Optional

Closed-Circuit TV System

This closed-circuit TV camera package allows for visual monitoring of your patients during their scans and now features an optional integrated recording feature for high-risk patients and for security purposes. Ceiling or wall mounted fixed camera is unobtrusive and transmits high-quality color images in real time to the operator's console where a 17 in TFT LCD monitor is located. A dual camera system is also available allowing split-screen viewing by the technologists to see both the front and back sides of the bore simultaneously.

CCTV System includes:

- 17 in TFT LCD color monitor
- Compact color camera with lens
- Signal interface box
- Exterior-mount power supply
- Mounting brackets for camera
- Set of 3 cables: 10 ft, 40 ft, 100 ft
- Remote control



E8812CF



E8812CL

Cat#	Description	Warranty
E8812CF	CCTV System with 17 in LCD Monitor	H
E8812CL	CCTV System (2 camera kit) with 17 in LCD Monitor	H

Laser Alignment Oncology

LAP® Laser Alignment System

- MR Simulation process helps localize, define and reconstruct a patient's tumor in 3 dimensions
- For MR simulation, the system consists of two moving lasers to project the coronal plane and two fixed overhead crosshair laser to project sagittal and axial planes
- Configured as a free-standing structure
- An innovative, absolute encoding system eliminates the need for any calibration
- Precision marking helps enable the radiation therapist to reproduce the treatment set up each day with a high degree of accuracy



E8805MS/MT

Cat#	Description	Warranty
E8805MS	LAP DoradoNOVA MR 3T Red Laser	C
E8805MT	LAP DoradoNOVA MR 3T Green Laser	C

MR Cardiac Gating Accessories

Fiber Optic Photoplethysmograph Kit

- Complete fiber optic photoplethysmograph kit includes (1) 126 in fiber optic cable, clip, two Velcro hooks, finger probe assembly, general purpose head assembly and extension strap. Fiber optic cable must be installed only by GE Service
- Replacement cable, finger probe assembly and general purpose head assembly and extension strap set also sold separately



E8811PE



E8811PD



E8811PB



E8811PC

Cat#	Description	Warranty
E8811PE	Complete Fiber Optic Photoplethysmograph Kit (includes E8811PD/PB/PC)	H
E8811PD	Replacement Fiber Optic Photoplethysmograph Cable Kit – 126 in cable	H
E8811PB	Replacement Fiber Optic Finger Probe Assembly	H
E8811PC	Replacement Fiber Optic General Purpose Head Assembly and Extension Strap Set	H

Note: The Replacement Fiber Optic Photoplethysmograph Cable Kit (46-317903G5 with 253 in cable) is available through Global Parts at 800-558-2040, Opt. 1.

Bellows Assembly for MRI Respiratory/Cardiac Gating

- Bellows assembly for respiratory gating and respiratory compensation packages
- Non-magnetic
- E8811ED – 161.25 in (L) with the cuff.; Cuff is 9.25 in (L)
- E8811EJ – 129.25 in (L) with the cuff.; Cuff is 6.25 in (L)
- Sold individually; choose adult or small size

Note: This product contains natural rubber latex which may cause allergic reactions



E8811ED/EJ

Cat#	Description	Warranty
E8811ED	Adult Bellows Assembly for MR Respiratory/Cardiac Gating	H
E8811EJ	Small Bellows Assembly for MR Respiratory/Cardiac Gating	H

MR High Impedance ECG Patient Lead Wire and Cable Set

- Set includes MR Magnet ECG Port cable (gray) and MR High Impedance ECG cable (white)
- Provides high impedance of the GE cable with the flexibility of the Invivo cable
- Identical to the cable set provided with the original system



E8819HZ

Cat#	Description	Warranty
E8819HZ	ECG Patient Lead Wire for Vector Gating	H

GE Pre-Gelled Foam Electrodes

- Electrodes offer genuine MRI compatibility for MRI systems up to 3.0 Tesla
- Innovative design delivers quality ECG tracings during MRI procedures
- 25/box



E8819RB



E8819TG

Cat#	Description	Packaging	Warranty
E8819RB	MRI Standard Quadtrode Electrodes for ECG	25/Box	H
E8819TG	MRI Quadtrode Electrodes for ECG/CV	25/Box	H

Software Solutions

DynaCAD® Breast and Prostate Software by Invivo®

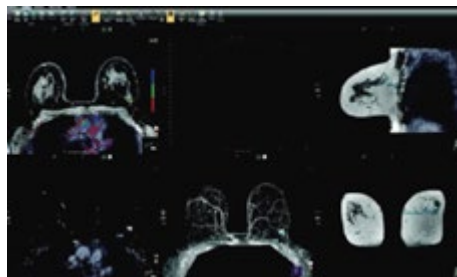
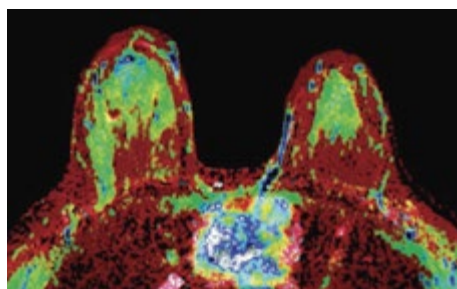
DynaCAD Breast

The DynaCAD software has been tailored to enhance your imaging workflow by providing:

- A large flexible workspace with custom hanging protocols
- Multi-vendor viewing capabilities
- Configurable worklists for easy study management
- It can be configured to automatically generate multi-planar reformatted (MPR) and maximum intensity projection (MIP) images
- The system can apply 3D image registration for correction of motion artifacts. The post-processed data is then available for viewing in one of DynaCAD's customized hanging protocols or can be automatically forwarded to a PACS archive

DynaCAD Prostate

- Empowers radiologists with a comprehensive set of advanced visualization tools for real-time analysis, review, and reporting of studies
- Images can be transferred directly from the MRI to DynaCAD for automatic processing and customized display
- Upon case completion key images, statistical data, and prostate PIRADS reports can be automatically transferred to PACS for archiving
- Enhances your multi-parametric approach by calculating color overlay maps based on perfusion characteristics ADC and diffusion values
- Processes and creates ADC and interpolated high b-value image series for your review with a simple menu selection



Cat#	Description	Warranty
E8819QA	DynaCAD Breast Software	C
E8819QB	DynaCAD Prostate Software	C
E8819QC	DynaCAD Breast and Prostate Software	C
E8819QD	DynaCAD Concurrent User License	C
E8819QE	DynaCAD Site License – Breast	C
E8819QF	DynaCAD Site License – Prostate	C

NordicNeuroLab fMRI Solution

Integrated hardware and software solution for clinical fMRI

The introduction of fMRI (functional Magnetic Resonance Imaging) as a clinical tool has added vital information to patient treatment and evaluation. By utilizing parallel imaging techniques, an fMRI exam can be completed in less than 30 minutes.



NNL InroomViewingDevice

An easy to use alternative to conventional projectors or goggle-based image delivery systems.

- 40" LCD monitor
- 4K ultra high definition
- Height adjustable mobile stand
- Monitor can also be ceiling mounted (through third party)



E8825AA

NNL ResponseGrip

Includes interface for monitoring responses in real time, cabling and fiber bundlet.

- Handheld ResponseGrip with two buttons per hand (index finger + thumb)



E8825AE

NNL SyncBox

Synchronizes image acquisition with fMRI stimulus delivery.



E8825AC

NNL VisualSystem - Goggles

Includes everything needed to present images via the goggles in the MRI.

- Full HD resolution displays (1920 x 1200)
- Integrated binocular eye-tracking
- Support for 3D / Stereoscopic
- Built-in diopter- and pupil distance adjustment
- Diopter correction is -7 to +5



E8825AD

NNL Hardware Cabinet

Cabinet for safe and clean storage of VisualSystem, ResponseGrip and Shielded Interface Unit.

- Dimensions: H = 895 mm (35 inches), L = 502 mm (20 inches), D = 552 (22 inches)
- Weight – 14kg (31 lb)



E8825AM

Hardware and Stimulus Presentation Software

Cat#	Description	In-room ViewingDevice	Goggles VisualSystem	SyncBox	ResponseGrips	NordicAktiva Software with PC
Package Options						
E8825AS	NNL fMRI solution with in room monitor	X		X	X	X
E8825AT	NNL fMRI solution with goggles		X	X	X	X
Configuration Options						
E8825AA	NNL In-room ViewingDevice	X				
E8825AD	NNL Goggles – VisualSystem		X			
E8825AC	NNL SyncBox			X		
E8825AE	NNL ResponseGrips				X	
E8825AJ	nordicAktiva software with stimulus touch PC					X

Note: All NNL products include Warranty Code C.

Hardware and Stimulus Presentation Software

Cat#	Description
E8825AM	NNL Hardware Storage Cabinet

Note: All NNL products include Warranty Code C.

nordicAktiva – Stimulus presentation software

- Ready-to-use standard clinical paradigm library
- Includes library with pre-defined paradigms for language, motor, visual, auditory and cognitive tasks

nordicBrainEx – Analysis software

nordicBrainEx is DICOM compatible and capable of analyzing data from all major MRI vendors. All processed image data can be saved in a comprehensive report, sent to PACS or exported to neuronavigation systems.

BrainEx Software Options:

BOLD – Display a large number of stimulus conditions in the same view, both in 2D and 3D. Threshold interactively, select individual colors and adjust opacity. Use VOI-tools to inspect the time-intensity curves for dynamic data sets. Export BOLD activations for neuronavigation or save results to PACS.

DTI – Use multiple VOIs (Volume Of Interest) to isolate fiber groups and explore connectivity in 3D. Define individual colors. Fiber groups can be presented in 2D/3D and exported for neuronavigation or saved to PACS. Improve analysis quality by smoothing, averaging and noise adjustment, and by applying motion correction and eddy current corrections.

Perfusion DSC – The Perfusion DSC module includes normalization, leakage correction and vessel removal, providing fast generation of CBV(Blood Volume), CBF(Blood Flow), MTT(Mean Transit Time), TTP(Time To Peak), leakage and vessel mask output maps. Output maps and results including volume-of-interest statistics, tissue response curves and histogram can be saved to PACS, and the CBV map can be thresholded and exported to neuronavigation platforms.

Perfusion DCE – The DCE analysis employs two compartment modelling to generate output maps such as area under the curve (AUC), volume transfer constant (Ktrans), rate constant (Kep), plasma volume (Vp), fractional volume (Ve) and time to peak (TTP). Output maps and results including volume-of-interest statistics, tissue response curves and histogram can be saved to PACS, and the Ktrans map can be thresholded and exported to neuronavigation platforms. The MPR viewer displays perfusion and permeability maps, fiber tracking and BOLD fMRI data together for extensive patient evaluation.



Cat#	Description	BOLD	DTI	DSC	DCE
Package Options					
E8825AP	nordicBrainEx Complete with PC	X	X	X	X
E8825AF	nordicBrainEx – BOLD	X			X
E8825AG	nordicBrainEx – BOLD and DTI	X	X		
E8825AN	nordicBrainEx – BOLD and DTI with PC	X	X		
E8825AR	nordicBrainEx – DCE				X
E8825AH	nordicBrainEx – DSC			X	

NordicNeuroLab ComfortSolution

Built with technologists and radiologists working conditions in mind.

- User-friendly, intuitive interface that enables remote control of the patient entertainment system
- With a simple click of a button you can select and present media content to a patient

Benefits for the patient and the hospital:

Helps reduce:

- Patient anxiety
- Patient movement during exam
- Delays and decrease numbers of aborted and repeated scan
- Need for sedation, especially for pediatric patients

Includes everything you need to get started:

- 40" LCD monitor
 - 4K ultra high definition
 - Height adjustable mobile stand
 - Monitor can also be ceiling mounted (through third party)
 - Integrated camera for patient viewing
- nordicComfortPlayer with media library (audio and video) installed on a Microsoft Surface Pro 4 or equivalent tablet
- Fiber transmitter and necessary cabling
- Install and application training by a certified NNL (NordicNeuroLab) representative



E8825AL

Cat#	Description	Warranty
E8825AL	nordicNeuroLab ComfortSolution	C

Replacement Products

E8825AQ	nordicNeuroLab ComfortPlayer	C
---------	------------------------------	---



E8825AQ

MR Music Systems

MRI Audio Music System

MRI Audio premium sound system is designed for comfort and allows the patient to listen to music while being scanned in an MRI. Technologist is in full control of the system headphones, microphone, sound source and volume controls. Standard 3.5 mm plug for music source allows any compatible music player, tablet, or phone. Stethoscope-style headphones work with any head coil. Auto-voice compatible with GE MRI systems.

Package includes:

- Digital amplifier
- iPad Mini
- iPad Mini mount with lock
- 3G transducer
- Stethoscope-style headphones, 29dB noise reduction
- Over-ear headphones, 29dB noise reduction
- Disposable ear tips (300 pairs)
- Technologist's speakers
- 6 ft RCA 3.5 mm cable
- Autovoice/MIC adapter



E8823NA-NG

Cat#	Description	Warranty
E8823NA	MRI Audio 1505 Complete system (for SIGNA Premier, Discovery™ MR750/750w, Optima™ MR450/450w, SIGNA™ PET/MR, SIGNA Architect/Artist/Voyager/Pioneer, SIGNA HDxt, and SIGNA Creator/Explorer hardware v25.3 and Pioneer hardware v26.1)	Y
E8823NG	MRI Audio 1506 Complete system (for SIGNA Creator/Explorer up to hardware v25.2 and Pioneer up to hardware v26.0)	Y

Replacement Products

E8823NB	MRI Audio Stethoscope-style Headphone	Y
E8823NE	MRI Audio Over-ear Headphone	Y
E8822JB	Sanitary Headst Covers – 500 pairs/bag	W
E8823NC	MRI Audio Ear plugs – 250 pairs/bag	W
E8823ND	MRI Audio Ear plugs – 500 pairs/bag	W



E8823NB



E8823NC/ND



E8823NE



E8822JB

NeoCoil Sentinel Wireless Audio System

The NeoCoil Wireless Audio system provides audio entertainment and facilitates communications between the patient and technologist. Wireless solution eliminates multiple cords and standard 3.5mm audio jack allows any compatible music source.

- Integrates audio entertainment, the technologist's voice, and AutoVoice for optimum patient communication
- MR conditional wireless audio system for use with high field MRI up to 3.0T
- Wireless solution operates on 3 batteries



E8800XA

Package includes:

- Wireless 29dB headphones (over-ear)
- Wireless audio interface for earbuds (in-ear)
- Wireless earbud assembly
- Disposable 29dB earbud inserts, 125 pair (250/pkg)
- Battery charging dock
- Audio cable, 3.5mm
- Rechargeable Individual Li-Po 3.7V Battery Packs (3)
- Wireless transmitter including couplers for penetration panel
- Technologist console interface
- Audio Source – Amazon® Fire® tablet, tablet stand, tablet lock, and (2) speakers

Cat#	Description	Warranty
E8800XA	NeoCoil Sentinel™ Wireless Audio System for Premium MRI Systems (for SIGNA™ Premier, Discovery™ MR750/750w, Optima™ MR450/450w, SIGNA PET/MR, SIGNA Architect/Artist/Voyager/Pioneer, SIGNA HDxt and SIGNA Creator/Explorer hardware v25.3 and Pioneer hardware v26.1)	Y
E8800XK	NeoCoil Sentinel Wireless Audio System for Performance Value MRI systems (for SIGNA Creator/Explorer up to hardware v25.2 and Pioneer up to hardware v26.0)	Y
Replacement Products		
E8800XC	NeoCoil Earbud Replacements, 250 pairs (500/package)	W
E8800XD	NeoCoil Wireless Headphones	Y
E8800XE	NeoCoil Wireless Audio Interface for Earbud Assembly	Y
E8800XF	NeoCoil Ear Cushion Replacement Kit, (1) Pair Ear Cushion replacement for Wireless Headphones	W
E8800XG	NeoCoil Wireless Earbud Assembly	Y
E8800XH	NeoCoil Individual Li-Po 3.7V Battery Pack	Y
E8800XJ	NeoCoil 4 slot Battery Charger Dock with power supply	Y
E8822JB	Sanitary Headset Covers, 500 pairs (1,000/package)	W



E8800XD



E8800XF



E8800XG



E8800XC



E8822JB



E8800XE



E8800XJ



E8800XH

Genesis Ultra™ Communication/Music System

- Music can help to provide relaxation and comfort to the patient during MR procedures
- AutoVoice Commands are sent directly into the patient's ears for breath-hold sequences by utilizing Magnacoustics' proprietary interface with GE's hardware and software
- In AutoVoice Command mode, by utilizing our Patient Ready Signal System (PRS), the patient can simply press a button on one of the handheld controls signaling the technologist their readiness for the breath-hold sequence to begin
- Patient Handheld Controls – Allows the patient to adjust the volume and change the media selection with the press of a button. These controls provide Voice Feedback to the patient, enhancing their operation. This feature may help to distract even the most apprehensive patients by allowing them to be in control of their own environment
- Integral interface with GE hardware and software allows technologist to utilize the existing GE console mic to talk directly to the patient via the Magnacoustics™ system
- Programmable Volume Compensation system automatically raises and lowers the volume level for the patient in response to varying sound pressure levels of the MR
- Technologists can also listen to music with dual speakers
- Integral interface for functional MR with built-in input for audio stimulation. The patient handheld controls can be used to transmit patient responses

Package includes:

- Built-in interface for AutoVoice with intercom integration
- Complete AM/FM stereo, CD player, with iPod interface
- Backlit technologist control unit with GUI interface
- Magnetically inert RF-shielded patented pneumatic stereo 8-driver transducer lifetime warranty
- Built-in interface for Functional MRI and video
- Built-in technologist music system with dual speakers
- Includes (1) MagnaCoil Headset, 200 pair of MagnaPlug™ and 10 pair of MagnaPlug™ Mini earplugs that provide the patient with 29dB (NRR) or better attenuation tested per ANSI standard; complying with GE Healthcare MR SafetyGuide Operator Manual
- Complete installation kit for all GEHC MR systems



Cat#	Description	Warranty
E8823M	Magnacoustics Genesis Ultra Communication & Music System (for SIGNA™ Premier, Discovery™ MR750/750w, Optima™ MR450/450w, SIGNA PET/MR, SIGNA Architect/Artist/Voyager/Pioneer, SIGNA HDxt and SIGNA Creator/Explorer hardware v25.3 and Pioneer hardware v26.1)	Y

Replacement Products

E8823MT	MagnaPlug Earplugs for MagnaCoil Headset - Standard Size (250 Pairs/Bag)	W
E8823MP	MagnaPlug Earplugs for MagnaCoil Headset - Standard Size (500 Pairs/Bag)	W
E8823MS	MagnaPlug Earplugs for MagnaCoil Headset - Mini Size (250 Pairs/Bag)	W
E8823MB	MagnaCoil Stethoscope-style Headset	Y
E8823MV	Magnacoustics MR Music System PCIAA Adapter (for SIGNA Creator/Explorer up to hardware v25.2 and Pioneer up to hardware v26.0)	Y



E8823MT/MP
Diameter – 0.50 in

E8823MS
Diameter – 0.38 in



E8823MB

Newmatic MR Music/Sound System

Equipped for both patient and operator comfort, the MR Music/Sound System provides everything you need to relax your patients with music during their MRI scan. The MR Music/Sound System allows patients and technologists to listen to different music sources at the same time, and with the Dual Active Headsets, both the patient and a companion can wear headsets listening to the same source, allowing for encouragement and assistance when listening to the technologist's instructions.

Includes everything you need to get started:

- Re-engineered patient amplifier and transducer
- Custom mini iPad with downloaded Apps ready for music
- Anti-theft iPad stand
- High quality technologists speakers with a small footprint
- Push-button desktop microphone for easy communication with patient
- Includes all the necessary wiring
- NGHS29-10, ANSI approved NRR (Noise Reduction Rating) 29dB Noise Guard headset provides a comfortable listening experience
- NHS (Non-Headset) is designed for the tightest of head coils. Using this headset in conjunction with our ear plugs results in the required 29dB NRR. The non-headset has two 1" foam ear muffs which can be positioned at the patient's ear in a head coil (not pictured)

NOTE: this product is not compatible with GE MRI system's auto-voice feature.



E8822J

Cat#	Description	Warranty
E8822J	Newmatic MR Music/Sound System	Y

Replacement Products

E8822JF	Newmatic Noise Guard Headset	Y
E8822JB	Sanitary Headset Covers (1000/box)	W
E8822JC	Bulk Earplugs (1000/pkg)	W



E8822JF



E8822JB



Headset not included.



E8822JC

MR Awareness

MagnAlarm Pneumatic Patient Alarm

- Allows the patient to notify the technologist they need attention
- Comes with complete installation kit
- Sold individually



E8823MA

Cat#	Description	Warranty
E8823MA	MagnAlarm Pneumatic Patient Alarm	H

MR Warning Signs

- Highly visible orange, black and white signs warn doctors, patients and hospital staff that they are approaching a high magnetic field
- Recommended for placement at the five Gauss line to warn people with pacemakers and other metallic implants to stay out of the magnetic field
- Mount warning signs at the entrance to the magnet room to alert everyone about dangers of loose metal objects, which may be pulled into magnet and become dangerous projectiles
- Silk-screened signs printed in fade-resistant ink on durable acrylic, with double-sided tape strips for quick and easy mounting
- Large-sized signs (12 × 19 in) are available in English and Spanish



E8819A



E8819B



E8819ES

Cat#	Description	Warranty
E8819A	MR Warning Sign – Large (12 × 19 in), English	H
E8819B	MR Warning Sign – Small (12 × 16 in), English	H
E8819ES	MR Warning Sign – Large (12 × 19 in), Spanish	H

MRI Magnet Safety DVD

- Demonstrates the effects of a high magnet field on external objects
- Explains recommended safety procedures as applied to ancillary personnel, patients, and department staff
- 1 DVD, approximately 15 minutes



E8804EG

Cat#	Description	Warranty
E8804EG	MRI Magnet Safety DVD	H

MR Safety

We offer two types of safety devices for MRI.

- Handheld metal detectors detect both ferrous and non-ferrous metallic items. These wands are highly user dependent in technique and have low sensitivity. A proper scan takes 1-2 minutes at close proximity to the patient (Cat# E8810BC)
- Wall mounted ferromagnetic detector: Accurately differentiates between both internal and external ferrous and non-ferrous metals, as only ferrous metals are of primary concern in the MRI environment. A proper scan takes 5-10 seconds as the subject makes turns in front of the device, with technologist/operator maintaining a safe social distance (Cat# E8810MA/MB)

MR Handheld Metal Detector

- Identifies ferrous and nonferrous metallic items in the MRI suite
- Slender design provides 360 degrees detection coverage, including tip pinpointing
- Easy to use with 1-touch button and 3-color LED display
- Immediate audio or visual/vibration alarm signals
- Powered by a standard 9V battery or a rechargeable battery is available (E8801BD)



E8810BC

Cat#	Description	Warranty
E8810BC	Handheld Metal Detector	H
E8810BD	Rechargeable Battery and Charger	H

Metrasens Ferroguard Ferromagnetic Detection Systems (FMDS)

Protecting patients and staff from projectile hazards is a priority in every MRI facility. Ferromagnetic detection systems are recommended by the ACR, which states in its 2020 Manual on MRI Safety that FMDS "...have been demonstrated to be highly effective as adjuncts to the MRI safety screening process..."¹ FMDS are also required by the Joint Commission through their adoption of the FGI Guidelines, 2018.²

¹ Manual on MR Safety. Published by the American College of Radiology, 2020.

² Guidelines for Design and Construction of Hospitals. Published by American Society for Healthcare Engineering, 2018.

The Metrasens Ferroguard FMDS product line includes:

MRI Zone 4 entryway protection:

- **Ferroguard Assure** – the market-leading system, for advanced MRI projectile risk management (Cat# E8810MH)
- **Ferroguard Centurion** – for trustworthy Zone 4 protection, fully upgradable to the Assure feature set (Cat# E8810MD)

For screening patients for the smallest risk items:

- **Ferroguard Screener** – detects the risk items that other systems miss (Cat# E8810MA/MB)



Ferroguard Assure – Cat# E8810MH



Ferroguard Centurion – Cat# E8810MD



Ferroguard Screener – Cat# E8810MA/MB



Metrasens Ferroguard – choosing the correct system for your needs

Customer Benefits – entry control systems	Ferroguard Assure CAT# E8810MH	Ferroguard Centurion CAT# E8810MD
24/7 protection of Zone 4. Eliminating catastrophic accidents caused by medium to large projectile items	✓	✓
Always detecting before, not beyond the door. Wall mounted in Zone 3, immediately outside magnet room	✓	✓
Visual Early Warning (VIEW®) technology, providing time to react to prevent an accident	✓	✓
Audible alert reduction, never an alert on exiting the MRI room	✓	✓
Lowest probability of alarm fatigue. Smart system can ignore magnetic signal from MRI door movement	✓	
Data-driven MRI safety management. Automated metrics and reporting for all your protected magnets	✓	
Robust ruggedized aluminum construction, to survive the inevitable gurney collisions	✓	✓
High quality planning, installation and support by Metrasens-certified engineers	✓	✓
Fully upgradable post-installation to full Ferroguard Assure feature set		✓

Customer Benefits – patient screening	Ferroguard Screener CAT# E8810MA/MB
Detects risk items that other FMDS systems miss – as shown in independent testing – laboratory study ³	✓
Demonstrated implant detection efficacy – Work published by Mayo Clinic indicates 99.6% sensitivity to detection of implanted cardiac pacemakers ⁴	✓
May increase throughput efficiency by reducing artifacts and time-wasting restarts	✓
A true FMDS. The ACR recommends against the use of “...conventional metal detectors that do not differentiate between ferrous and non-ferromagnetic material...” ⁵	✓
Robust ruggedized aluminum construction, to survive the inevitable gurney collisions	✓
High quality planning, installation and support by Metrasens-certified engineers	✓

³ Intertek Testing and Certification Performance Laboratory, 2019. Full report available from Metrasens.

⁴ Watson, R.E. et.al. Augmenting MRI Safety Screening Processes: Reliable Identification of Cardiac Implantable Electronic Devices by a Ferromagnetic Detector System. Journal of Magnetic Resonance Imaging, 49, 2019.

⁵ Manual on MR Safety. Published by the American College of Radiology, 2020.


Cat#	Description	Warranty
E8810MA	Metrasens Ferroguard Screener without installation	H
E8810MB	Metrasens Ferroguard Screener with installation	H
E8810MF	Metrasens Ferroguard Screener Extended Warranty (per +12 months)	n/a
E8810MD	Metrasens Ferroguard CENTURION Entry Control-Wall-mounted, includes installation, training and calibration	H
E8810MH	Metrasens Ferroguard ASSURE Entry Control-Wall-mounted, w/ Safety Manager, includes installation, training and calibration	H
E8810ME	Metrasens Ferroguard Assure/Centurion Extended Warranty (per +12 months)	n/a

Imaging Phantoms

PET Annulus DQA (Daily Quality Assurance) Imaging Phantom

Designed exclusively for the Discovery™ MI, Discovery IQ PET and SIGNA™ PET/MR systems

- Make sure you're getting the most from your GE system by checking it with our custom designed imaging phantoms
- Recommended for accurate calibration of your PET detector and easier quality control
- Designed to be held in place during use by standard source holders provided with scanning equipment
- No mechanical maintenance is required



E8008PN

Note: All pin, flood and phantom sources are non-returnable and non-refundable. Copy of site license must be provided before order can be filled.

Cat#	Description	Warranty
E8008PN	Daily Quality Assurance (DQA) Phantom for use with Discovery MI, Discovery IQ PET and SIGNA PET/MR systems	W

Compatibility: Discovery MI, Discovery IQ and SIGNA PET/MR systems

Note: When not in use, secure this sealed source in a protected shielded area. Should cleaning become necessary, use a cloth moist with mild soap and water. Do not use strong organic solvents for cleaning plastic sources. Leak test annually.

VQC (Volumetric Quality Control) Imaging Phantom

- Make sure you're getting the most from your GE system by checking it with our custom designed imaging phantoms
- Recommended for accurate calibration of your PET/MR detector and easier quality control
- Designed to be held in place during use by standard source holders provided with scanning equipment
- No mechanical maintenance is required

Note: All pin, flood and phantom sources are non-returnable and non-refundable. Copy of site license must be provided before order can be filled.



E8008PM

Cat#	Description	Warranty
E8008PM	Volumetric Quality Control (VQC) Phantom for use with the SIGNA PET/MR system	W

Compatibility: SIGNA PET/MR system

Volumetric Quality Control (VQC) Modules

- Make sure you're getting the most from your GE system by checking it with our custom designed imaging phantoms
- Recommended for accurate calibration of your PET/MR detector and easier quality control
- Designed to be held in place during use by standard source holders provided with scanning equipment
- No mechanical maintenance is required

Note: All pin, flood and phantom sources are non-returnable and non-refundable. Copy of site license must be provided before order can be filled.



E8008PE

Cat#	Description	Warranty
E8008PE	SIGNA PET/MR Volumetric Quality Control (VQC) modules – Germanium-68, 3/set PET spheres	W

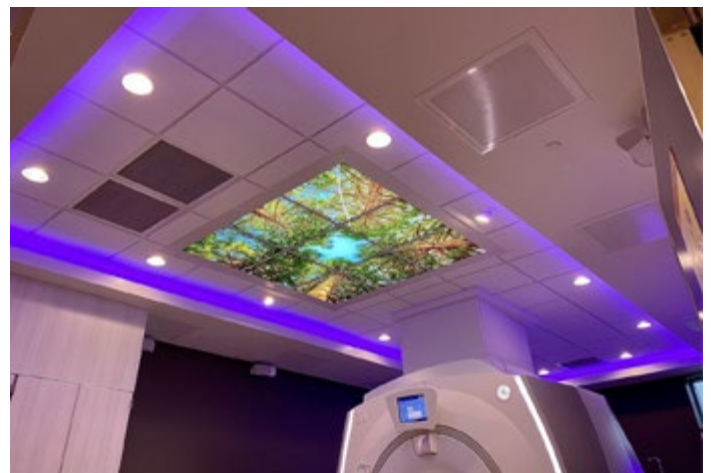
Compatibility: SIGNA PET/MR system

MR Patient Experience

Caring MR Suite®

The PDC Caring MR Suite® is an MR patient experience suite that empowers patients and caregivers to instantly personalize the MR Suite to every patient's preference. By tapping on the Caring MR Suite® App, they can choose a favorite 4K Nature theme or movie, color of their ambient lighting hue, and in-room music

- Create a Calming Environment
- Improve Patient Comfort
- Elevate Patient Satisfaction
- Increase Exam Productivity
- The systems have been tested and certified to meet all GE MRI requirements and is guaranteed by PDC not to cause image artifacts





Cat#	Description	Warranty
Complete Solutions		
E8825BF	GE Caring MR Suite® (with Video Ceiling)	C
E8825BG	GE Caring MR Suite® (with Backlit Image Ceiling & In-Bore Viewing (PVD) & Premium LED Lighting)	C
E8825BH	In-Bore Viewing (PVD), Image Ceiling, & White LED Lighting	C
E8825BJ	65" Wall-mount Video Display, Image Ceiling, White LED & RGB LED Strip Lighting	C
Stand Alone Options		
E8825BL	6' x 4' Backlit Image Ceiling (6 Photographic Ceiling Panels)	C
E8825BM	6' x 6' Backlit Image Ceiling (9 Photographic Ceiling Panels)	C
E8825BN	4' x 4' Backlit Image Ceiling (4 Photographic Ceiling Panels)	C
E8825BC	MR LED Premium White Lighting Package	C
E8825BB	MR LED Basic White Lighting Package	C
E8825BP	MR RGB LED color changing – Accent Cove Lights – CURVED	C
E8825BQ	MR RGB LED color changing – Accent Cove Lights – STRAIGHT	C
E8825BR	LED RGB Color Changing Illuminated Wall Fixtures	C

Caring MR Suite® MRI Safe, LED Light Retrofit Bulb Kit

- This kit provides everything needed to replace A21 incandescent light bulbs in an existing MRI scan room with LED bulbs
- Catalog includes:
 - 12 LED light bulbs
 - 1 Power Supply



Cat#	Description	Warranty
E8825BA	MR LED Bulb Retrofit Package	C

Caring MR Suite® In-Bore Viewing with PVD (Portable Video Display)



Catalog #E8825BE

- This PVD is connected to power and the video source with a 25' cable. The Patient uses a mirror suspended in the MRI bore or mirror Glasses to view the PVD behind the bore.
- The PVD can be connected to an MRI music system supplied by others
- Includes:
 - 1 32" PVD on a rolling cart
 - 1 system control rack with power supply (does not include integration module for lighting control)
 - 4 wall mounted speakers (provide audio in the scan room)
 - 1 touchpad user interface
 - 1 installation cable kit
 - 1 PVD RF filter pack
 - 1 Blu-Ray player
 - 1 wireless access point
 - 1 device adapter

Catalog #E8825BK


- This PVD is wireless and battery powered
- There are no cables connected to the PVD
- The PVD must be connected to the battery charger overnight
- The Patient uses a Mirror suspended in the MRI bore or Mirror Glasses to view the PVD behind the bore
- The PVD can be connected to an MRI music system supplied by others
- This system has been tested and certified to meet all GE MRI requirements and is guaranteed by PDC not to cause image artifacts
- Includes:
 - 1 battery powered 32" PVD on a rolling cart
 - 1 wireless transmitter
 - 1 PVD RF filter pack
 - 1 Blu-Ray player
 - 1 video scaler
 - 1 WPVD battery charger

Cat#	Description	Warranty
E8825BE	In-Bore Viewing, Portable Video Display (PVD) Wired Connection	C
E8825BK	In-Bore Viewing, Wireless Portable Video Display (PVD)	C

MR Non-Magnetic Furniture

MR Coil Cart

- The MR Coil Cart holds 6+ coils
- Validated for up to 3T
- Holds CTL, NV, brain, extremity, body and shoulder coils
- Designed to match the scanner
- (4) swiveling, locking casters for easy movement
- Measures 44 in (L) x 32 in (W) x 48.75 in (H)
- Weight: 130 lbs



E8011M

Cat#	Description	Warranty
E8011M	MR Coil Cart	L

Physician Mobile Armchair

- Padded arms
- Charcoal gray
- Adjusts from 17.7 to 21.7 in (45 to 55 cm)
- Weight 31 lb (14 kg)
- Chair contains some ferro-magnetic material
- Not safe for use in an MRI Suite's Zone IV, use in control room only



E80331BE

Cat#	Description	Warranty
E80331BE	Physician Mobile Armchair	H

Non-Magnetic Foot Stool

- Non-ferrous construction
- Anti-slip step material
- Heavy duty rubber tips
- Overall Dimensions: 18 in (W) x 13 in (D) x 41.5 in (H) (45.6 x 33 x 105.4 cm)
- Step Dimensions: 16 in (W) x 12 in (D) (40.6 x 30.5 cm)
- Step Height: 8.5 in (21.6 cm)
- Weight Capacity: 500 lb (226 kg)



E8806AB

Cat#	Description	Warranty
E8806AB	Non-Magnetic Foot Stool with Handrail	H

MR Compatible IV Stand on Castors

- 130-200 cm (adjustable height)
- 2 hooks
- Stainless steel structure



E8806CB

Cat#	Description	Warranty
E8806CB	MR Compatible IV Stand on Castors	H

MR Lightweight Gurney for Mobile Sites

- Non-magnetic, lightweight gurney for mobile environments
- Adjusts to six height levels for easy patient transfers
- Telescoping head-end main frame section allows gurney to be shortened for maneuverability around tight corners and spaces
- Includes (4) locking casters, 3 in thick orange pad and (2) sets of restraining straps
- Optional IV pole (E8805BF) can be permanently mounted; folds down when not in use
- Can hold (4) 1-liter containers and (2) transport IV pumps, with hook and loop closures
- Height adjustable from 32.75 to 48.5 in
- Replacement orange gurney pad (E8805BD) constructed of polyurethane foam pad with vinyl-coated nylon cover, measures 72 in (L) x 18 in (W) x 3 in (H). Cover is abrasion- and fire-resistant, bacteriostatic and resists blood and body fluids
- Maximum weight capacity of the gurney is 400 lbs



E8805BA



E8805BD



E8805BF

Cat#	Description	Warranty
E8805BA	MR Lightweight Non-Magnetic Gurney for Mobile Sites	H
E8805BD	MR Mobile Gurney Replacement Pad - Orange	H
E8805BF	MR Mobile Gurney IV Pole	H

MR Non-Magnetic Linen Hamper with Wheels

- No lid
- Sturdy, stainless steel
- Includes one canvas reversible laundry bag
- 35" (H) x 18" (diameter)




E8806DC

Cat#	Description	Warranty
E8806DC	MR Non-Magnetic Linen Hamper with Wheels	H

Sentinelle® Breast Imaging Products

Sentinelle Padding Set

- A full set of replacement pads for use with the Sentinelle Vanguard detachable breast MR table
- Padding consists of 11 individual visco-elastic pads with cleanable, water-resistant covers. These pads include: 2 shoulder wedges, 1 arm support, 1 body wedge, 1 sub-body pad, 1 footrest, 1 hip wedge, 1 thin headrest, 1 right gap pad, 1 left gap pad, and 1 medial array pad
- NOTE: These pads are not replacements for the Vanguard Breast Tabletop Coil .



E8801WT

Cat#	Description	Warranty
E8801WT	Sentinelle MR Table Padding Set	H

Sentinelle Head Pad, Thin

- Visco-elastic foam pad has cleanable, water-resistant cover for added patient comfort
- Innovative geometry helps ensure patients remain comfortable during entire procedure



E8801WR

Cat#	Description	Warranty
E8801WR	Sentinelle MR Table Head Pad, Thin	H

Patient Positioning

Adjustable Headrest

- The headrest is height adjustable to enhance patient comfort and support the head during MRI scans
- Provides downward or sideways viewing positions



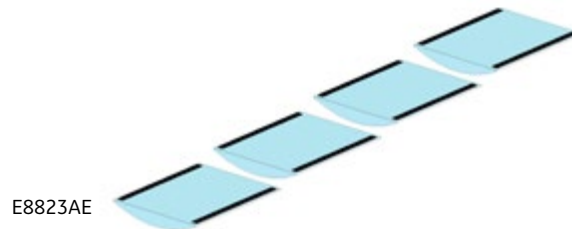
E8800B

Cat#	Description	Warranty
E8800B	Adjustable Headrest	H

MR Table Pads

Coated Segment Table Pad Set for MR

- Polyscan™ coated
- Set of 4 pads
- 15.25 in (L) x 15.5 in (W) x 2 in (D) each
- Gray nylon cover



Cat#	Description	Warranty
E8823AE	Coated Segment Table Pad Set – 4/set	H

Compatibility: See compatibility table below

MR SIGNA Table Pad

- Same pad that is shipped with the new system
- 60 in (L) x 15.5 in (W) x 2 in (D)
- Gray nylon cover



Cat#	Description	Warranty
E8802MH	MR SIGNA Table Pad – 60 (L) x 15.5 (W) x 2 (D) in (gray nylon cover)	H

Compatibility: See compatibility table below

MR Table Replacement Pad Reference Guide

System	Cat#	FRU (Field Replacement Unit)
SIGNA Premier	M7100DN*	5669738
SIGNA Artist/SIGNA Architect	M7000PD*	5473586 (order 2), 5473587 (order 1)
SIGNA Voyager	M70012KZ* (entire kit only)	5669738
Discovery MR750/MR750w 3.0T	E8823AE or E8802MH	n/a
Discovery MR750w GEM 3.0T	M7000PD*	5473586 (order 2), 5473587 (order 1)
Discovery MR450 1.5T	E8823AE or E8802MH	n/a
Optima MR450w 1.5T	E8823AE or E8802MH	n/a
Optima MR450w GEM 1.5T	M7000PD*	5473586 (order 2), 5473587 (order 1)
SIGNA PET/MR 3.0T	M8000PN*	5494203
SIGNA Pioneer 3.0T	M70012KZ* (entire kit only)	5669738
SIGNA Explorer 1.5T – Fixed Table	M50002DG*	5364439
SIGNA Explorer 1.5T – Detached Table	M50002DH*	5364439
SIGNA Creator 1.5T	M50002DG*	5364439
Optima MR360 1.5T – Fixed Table	M50002DG*	5364439
Optima MR360 1.5T – Detached Table	M50002DH*	5364439
Brivo MR355 1.5T	M50002DG*	5364439
SIGNA LX	E8802MH	n/a
SIGNA EXCITE/SIGNA HD	E8823AE or E8802MH	n/a
SIGNA HDe (standard table)	E8802MH	n/a
SIGNA HDxt	E8823AE or E8802MH	n/a

*To order contact your local GE Healthcare sales representative.

To order: In U.S., call **(866) 281-7545**

Rev. 07/21

MR Patient Positioning Pads

MR Patient Positioning Accessories Kit

- Consists of a complete set of Polyscan™ coated positioning pads in a versatile, lightweight tote case
- Keeps all MR patient positioning accessories ready for use, when you want them, where you want them
- Cuts down on positioning pad loss
- Kit can either be a permanent fixture in an MR suite or easily carried from room to room
- Provides storage area for other accessories, such as earplugs, electrodes and film leads
- Kit includes all items listed below. Individual pads may be ordered separately

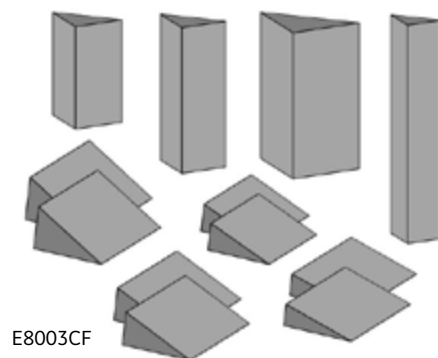


E8823A

Cat#	Description	Warranty
E8823A	MR Coated Patient Positioning Accessories Kit	H
E8823AB	Coated Knee Rest – 7 × 15.25 × 28 in	H
E8823AC	Coated Knee Coil Insert – 3.25 × 6.5 × 11.5 in	H
E8823AD	Coated Extremity Rest – 6.5 in. diameter × 11.5 in	H
E8823AE	Coated Segment Table Pad – 2 × 15.5 × 15.25 in (4/set)	H
E8823AF	Coated Body Wedge – 1.75 × 4 × 14.5 in (4/set)	H
E8823AG	Coated Rectangle Stack Pad – 1 × 3 × 14 in (4/set)	H
E8823AH	Coated Rectangle Elbow Pad – .5 × 9 × 19.75 in (2/set)	H

Positioning Pad Wedge Kit

Number of Pads	Dimentions	
1	5 × 5 × 15 in	12.7 × 12.7 × 38.1 cm
1	6.63 × 6.63 × 12 in	16.8 × 16.8 × 30.5 cm
1	7 × 7 × 7 in	17.8 × 17.8 × 17.8 cm
1	10 × 10 × 10 in	25.4 × 25.4 × 25.4 cm
2	3 × 10 × 10 in	7.6 × 25.4 × 25.4 cm
2	3.75 × 9 × 8 in	9.5 × 22.9 × 20.3 cm
2	4.63 × 10 × 10 in	11.8 × 25.4 × 25.4 cm
2	6 × 10 × 10 in	15.2 × 25.4 × 25.4 cm

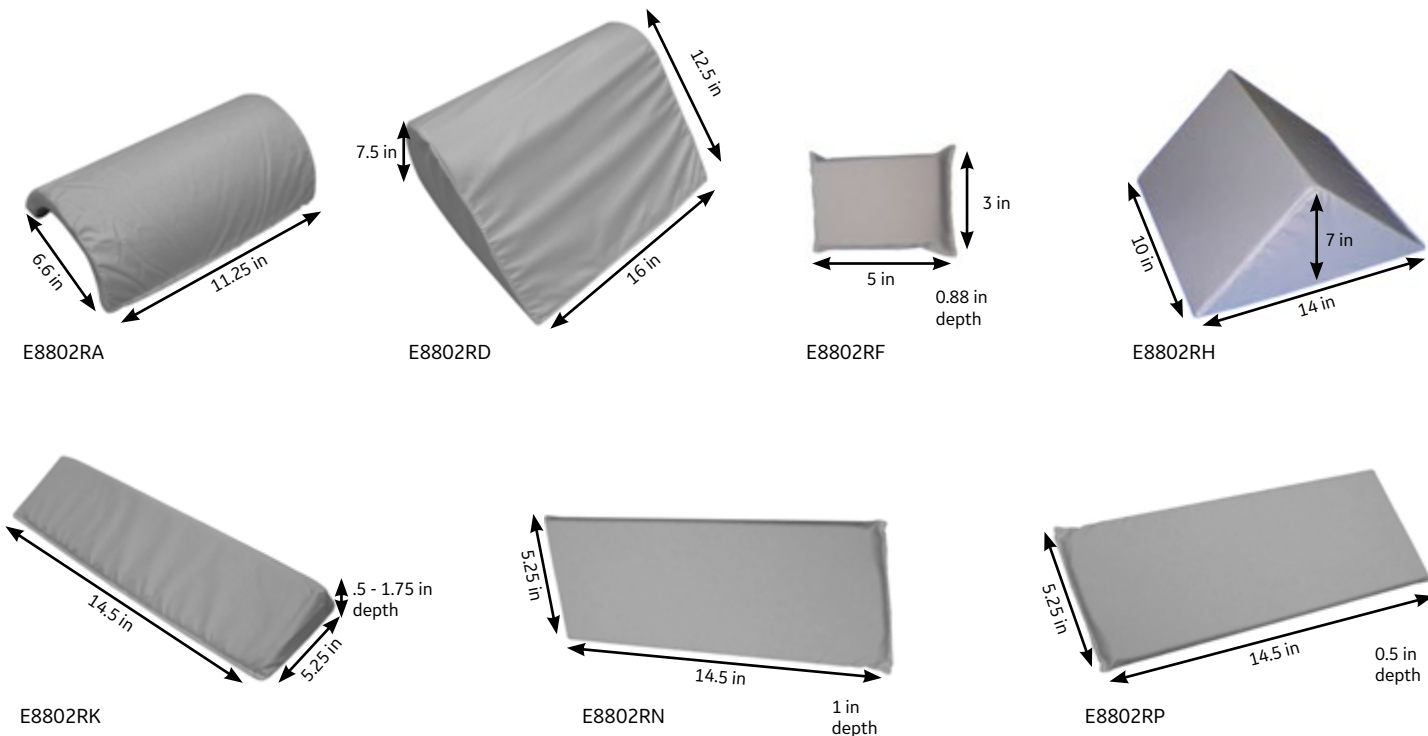


E8003CF

Cat#	Description	Warranty
E8003CF	Patient Positioning Wedge Kit – 12 pads	H

MR Patient Positioning Pads – General Use

- Quality nylon covered positioning pads validated for use in an MR environment.
Various sizes are available to help provide comfortable and proper patient positioning
- Easy to clean



Cat#	Description	Warranty
E8802RA	Knee positioning pad – nylon covered, half cylinder – 11.25 in (L) x 6.6 in (W)	H
E8802RD	Knee positioning pad – nylon covered – 16 in (L) x 12.5 in (W) x 7.5 in (D)	H
E8802RF	Positioning pad – nylon covered, small – 5 in (L) x 3 in (W) x 0.88 in (D)	H
E8802RH	Positioning wedge – nylon covered, 45 degrees – 14 in (L) x 10 in (W) x 10 in (H)	H
E8802RK	Positioning wedge – nylon covered – 14.5 in (L) x 5.25 in (W) x 0.5-1.75 in (D)	H
E8802RN	Positioning pad – nylon covered – 14.5 in (L) x 5.25 in (W) x 1 in (D)	H
E8802RP	Positioning pad – nylon covered – 14.5 in (L) x 5.25 in (W) x 0.5 in (D)	H



MR Pads Reference – Rectangular and Wedge Shaped

Rectangular Shaped					
Cat#	Description	Length (in)	Width (in)	Height (in)	Qty/Box
E8802RF	Positioning pad – nylon covered, small – 5 in (L) x 3 in (W) x 0.88 in (D)	5	3	0.88	1
5415766	MR Patient Positioning Pad, rectangular shape, 5 in (L) x 3 in (W) x 0.88 in (H), 4/box	5	3	0.88	4
E8802RP	Positioning pad – nylon covered – 14.5 in (L) x 5.25 in (W) x 0.5 in (D)	14.5	5.25	0.5	1
5415766-3	MR Patient Positioning Pad, rectangular shape, 14 in (L) x 3 in (W) x 1 in (H), 2/box	14	3	1	2
E8823AG	Coated Rectangle Stack Pad – 1 x 3 x 14 in (4/set)	14	3	1	4
E8802RN	Positioning pad – nylon covered – 14.5 in (L) x 5.25 in (W) x 1 in (D)	14.5	5.25	1	1
46-306574P7	MR Patient Positioning Pad, rectangular shape, 14.5 in (L) x 9 in (W) x 0.5 in (H), 1/box	14.5	9	0.5	1
46-306574P8	MR Patient Positioning Pad, rectangular shape, 14.5 in (L) x 9 in (W) x 1 in (H), 1/box	14.5	9	1	1
5415766-4	MR Patient Positioning Pad, rectangular shape, 19.75 in (L) x 9 in (W) x 0.5 in (H), 2/box	19.75	9	0.5	2
46-306574P9	MR Patient Positioning Pad, rectangular shape, 36 in (L) x 9 in (W) x 0.5 in (H), 1/box	36	9	0.5	1
5415766-2	MR Patient Positioning Pad, rectangular shape, 36 in (L) x 9 in (W) x 0.5 in (H), 2/box	36	9	0.5	2
46-306574P10	MR Patient Positioning Pad, rectangular shape, 36 in (L) x 9 in (W) x 1 in (H), 1/box	36	9	1	1
Wedge Shaped					
5415767	MR Patient Positioning Pad, wedge shape, 3 in (H – tapering to 0.25 in) x 10 in (L) x 10 in (W), 2/box	10	10	3 in tapering to 0.25	2
E8802RK	Positioning wedge – nylon covered – 14.5 in (L) x 5.25 in (W) x 0.5-1.75 in (D)	14.5	5.25	1.75 in tapering to 0.5	1
5415767-2	MR Patient Positioning Pad, wedge shape, 1.75 in (H - tapering to 0.25 in) x 14.5 in (L) x 4 in (W), 2/box	14.5	4	1.75 in tapering to 0.25	2
E8823AF	Coated Body Wedge – 1.75 x 4 x 14.5 in (4/set)	14.5	4	1.75 in tapering to 0.25	4
E8802RH	Positioning wedge – nylon covered, 45 degrees – 14 in (L) x 10 in (W) x 7 in (H)	14	10	7 in tapering to 0.25	1

Who do you contact to order?

Accessories (for catalogs beginning with the letter “E”)

Phone: 866-281-7545 opt. 1,2,1,2

Email: gehaccessorysales@ge.com

Order online at: ServiceShop.gehealthcare.com

Global Parts (all other items)

Phone: 800-558-2040, opt. 1

Email: OnDemandOrders.Fax@ge.com

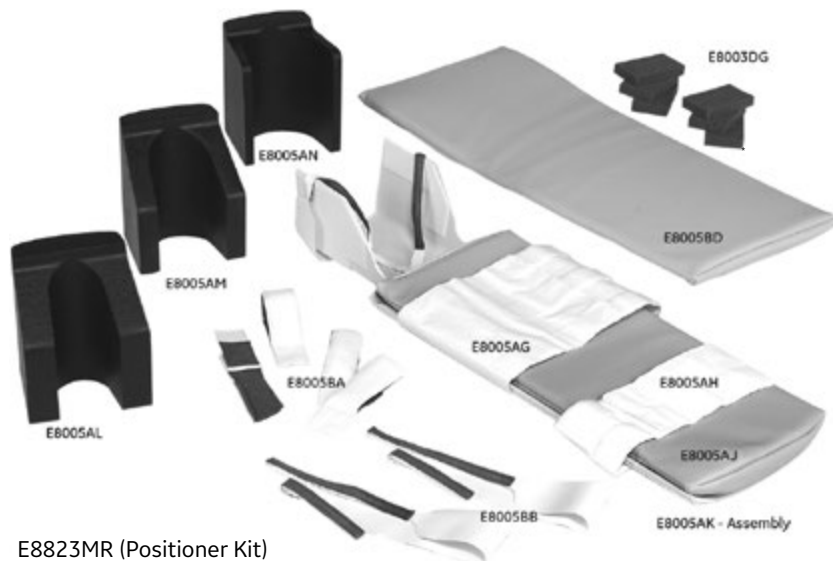
Order online at: ServiceShop.gehealthcare.com

MR Child Positioner Kit

- Designed for ease of use and enhanced patient comfort, while still helping to reduce body motions during supine studies
- Diagnostic images and staff efficiency may be improved because the child's entire body is restrained
- By reducing body motion and the need for retakes, it may also help to reduce patient exposure
- Replacement pieces also sold separately

Complete kit (E8823MR) includes:

- (1) child positioner assembly (cradle only)
- (1) child positioner pad
- (3) sizes of child positioner head cushions
- (1) wide body strap - 39 in (L) x 10 in (W)
- (1) narrow body strap - 39 in (L) x 5 in (W)
- (4) wrist straps
- (3) head straps
- (6) foam sponges
- (1) child thick cradle pad



Cat#	Description	Warranty
E8823MR	MR Child Positioner Kit	H
Replacement Child Positioner Pads and Straps		
E8005AH	Child Positioner Body Strap – Narrow (EA)	H
E8005AG	Child Positioner Body Strap – Wide (EA)	H
E8005AJ	Child Positioner Pad – Mist Gray (EA)	H
E8005AK	Child Positioner Assembly; Cradle Only (EA)	H
E8005AL	Child Positioner Head Cushion – Small (EA)	H
E8005AM	Child Positioner Head Cushion – Medium (EA)	H
E8005AN	Child Positioner Head Cushion – Large (EA)	H
E8005BA	Child Positioner Wrist Strap – 4/set	H
E8005BB	Child Positioner Head Strap – 3/set	H
E8005BD*	Thick Cradle Pad for Children – Mist Gray (EA)	H
E8003DG	Foam Sponges for Axial Headholder – 6/set	K


Compatibility: GE MR systems that incorporate a curved tabletop

*The Thick Cradle Pad (Cat# E8005BD) may be used with a standard table cradle. This pad is not designed for use inside the Child Positioner Assembly.

Patient Positioning Aids

GE SIGNA MR Patient Positioning Accessories

- Wide security strap set – includes (1) strap with Velcro and (1) strap with plastic buckle; 14 in (W) x 46 in (L) (E8802MC)
- Narrow security strap set – includes (1) strap with Velcro and (1) strap with plastic buckle; 6 in (W) x 46 in (L) (E8802MD)
- Extremity pad set, used to keep knees and elbows from contacting magnet bore 5.5 in (W) x 8 in (L) – set of (2) black pads (E8802AF)



Cat#	Description	Warranty
E8802MC	Wide Security Strap Set	H
E8802MD	Narrow Security Strap Set	H
E8802AF	Extremity Pad Set – Black (2/set)	H

Quick Straps

- Disposable Velcro-like hook and loop strapping can be cut to whatever length you need
- Smooth, non-adhesive back
- Sold per roll; choose 1.5 or 3 in width



E6424GJ

E6424GK

Cat#	Description	Warranty
E6424GJ	Quick Straps – 1.5 in (W) x 30 ft Roll	H
E6424GK	Quick Straps – 3.0 in (W) x 30 ft Roll	H

Neocoil Coils

6-Channel Carotid Coil

- Enables bi-lateral diagnostic imaging of the carotid artery
- Innovative array configuration offers complete coverage of head and neck vasculature from the sternal notch through the internal carotid arteries at the level of cervical vertebrae C1
- Allows for sub-millimeter resolution of the carotids lumen, vessel walls and atherosclerotic plaques
- Measures 24 in (L) x 14 in (W) x 7 in (H)
- Weighs approximately 5.5 lbs.



E8800WC

Cat#	Description	Warranty
E8800WC	3T 6-Channel Carotid Coil	L

Compatibility: GE SIGNA HDxt, Discovery MR750/MR750w 3T systems

MR Instruments Coils

32-Channel Head Coil

- 32-Channel phased array design for high signal-to-noise ratio
- Z-FOV for imaging the entire head
- Parallel imaging with acceleration in all three planes
- Sliding coil design for ease of patient positioning
- Open face for patient viewing




E8800DB

Cat#	Description	Warranty
E8800DB	32-Channel Head Coil	L
Compatibility: GE SIGNA Pioneer, Discovery MR750/750w 3T systems		

Quad Head Coil Restraint System – Replacement Straps

- Order quality replacement restraint straps for your SIGNA Quad Head Coil Restraint System
- Sold in sets of 2



Quad Head Coil sold separately



Cat#	Description	Packaging	Warranty
E8801MA	Quad Head Coil Restraint – Forehead Straps	2/set	H
E8801MB	Quad Head Coil Restraint – Chin Straps	2/set	H

Resonance Innovations Coils

1.5T Pediatric Head/Spine Array Coil

The Pediatric Head and Spine Array Coil interfaces with the GE 1.5 Tesla 8-Channel System and has been designed to collect spine and brain image data. This multi-coil design incorporates five sets of quadrature antenna elements for scanning the cervical, thoracic, and lumbar spine, plus an eight-element parallel imaging compatible antenna. 8-Channel Head/Spine Coil allows volumetric imaging of the head, neck and spine.

- 18 element quadrature array includes an eight-element volumetric section for imaging pediatric brains
- Curvilinear section for imaging the spinal process of children up to 4 ft (122 cm) tall with head diameters up to 7.5 in (19 cm)
- Viewports in the head section allow patients to see or be observed



E8800DA

Cat#	Description	Warranty
E8800DA	1.5T Pediatric Head/Spine Array Coil	H
Compatibility: SIGNA HDxt 1.5T		

Endorectal Coils

8-Channel eCoil Interface Device for Disposable Endorectal Coils

- Combines eCoil and GE 8-channel HD Torso coil for phased array imaging of the pelvis
- High resolution, small FOV imaging of prostate, cervix, colon and other regions of the pelvis
- Enhanced ability to visualize internal architecture of the prostate and periprostatic structures; including prostate capsule and neurovascular bundles

For GE 1.5T Systems

- Compatible with 1.5T eCoils – prostate, cervix and colon
- Supports 8-channel HD Torso coil from GE
- Provides high-resolution images leading to enhanced treatment planning
- May assist in tumor staging

For GE 3T Systems


- Compatible with 3T prostate eCoil
- Supports 8-channel HD Torso coil from GE
- Provides high-resolution images leading to better treatment planning
- May assist in tumor staging

1.5T Disposable Endorectal Coils – Prostate, Cervix, Colon

- Disposable endorectal surface coil portion of SIGNA Endocavity Coil System for imaging of the prostate, cervix or colon
- Single use, disposable coil for enhanced patient comfort and safety
- Coils are packaged 5 per box
- Compatible with GE SIGNA 1.5T Systems

3T Disposable Endorectal Coil – Prostate

- One box of disposable prostate endorectal coils. For use with the 3T MR endorectal interface device (E8801RH). Includes a manual and 5 coils per box



E8801RG/RH



E8801RC
Cervix

E8801RD
Colon

E8801R/RK
Prostate

Cat#	Description	Packaging	Warranty
E8801R	Disposable Endorectal Coil for SIGNA 1.5T – Prostate	5/Box	H
E8801RC	Disposable Endorectal Coil for SIGNA 1.5T – Cervix	5/Box	H
E8801RD	Disposable Endorectal Coil for SIGNA 1.5T – Colon	5/Box	H
E8801RG	8-Channel Coil Interface Device 1.5T Systems		H
Compatibility: SIGNA Explorer, Optima MR450/MR450w, SIGNA HDxt 1.5T			
E8801RK	Disposable Endorectal Coil for SIGNA 3T – Prostate	5/Box	H
E8801RH	8-Channel Coil Interface Device 3T Systems		H
Compatibility: Discovery MR750/MR750w, SIGNA HDxt 3T			


Breast Imaging Accessories for MR Breast Array Coil

8-Channel Non-Sterile Breast Biopsy Grids

- The 8-Channel Non-Sterile Breast Biopsy Grids are designed for the GE SIGNA HD Breast Array for MR breast biopsy procedures
- Disinfection procedures included with all orders of grids
- 5 per pack, non-sterile, single use
- Catalog #E8808BH is the same as FRU #2408416
- Catalog #E8808BJ is the same as FRU #2408414



E8800BH – Medial Grid




E8800BJ – Lateral Grid

Cat#	Description	Packaging	Warranty
E8800BH	Non-Sterile Medial Breast Biopsy Grids	5 grids/pack	H
E8800BJ	Non-Sterile Lateral Breast Biopsy Grids	5 grids/pack	H

Compression Plate Kit

- For the SIGNA 1.5T and 3T, HD, HDx and HDe coil pads
- Kit contains 2 lateral and 2 medial compression plates









E8801SZ

Cat#	Description	Packaging	Warranty
E8801SZ	Compression Plate Kit	4 plates/kit	H

Compatibility: 8-ch Breast Array (M3087JG or M3335LA) See page MR 33








Note: The Breast Plate Biopsy mechanism assembly (541690) is available through Global Parts.

MR Coil Pads Reference Guide







Coil Cat# & Description	Coil Image	Coil Replacement Pad Cat# & Description	Coil Replacement Pad Image	# of Pads
M1087SE 1.5T 3-ch Shoulder Array M3335LR 3.0T 3-ch Shoulder Array		E8801WB Shoulder patient comfort pad Dimensions: 34 cm (L) x 23 cm (W) x 12 cm (H)		1
M3087JG 1.5T 8-ch Breast Array M3335LA 3.0T 8-ch Breast Array with biopsy grids M3335MF 8-ch Breast Array without biopsy grids		E8801S Breast Array pad kit E8801WC Breast Array pad (chamber cover) E8800BH Medical Grid E8800BJ Lateral Grid		10 1
M3335LE 1.5T 12-ch Body Array M3335LF 1.5T 12-ch Body Array		E8801SF 12-ch Body Array Coil pad set		4

NOTE: Grids and compression plates are also available for the Breast array coil. See page MR 32.





Contact your local GE Healthcare representative to order MR coils. Replacement coil pads shown may be ordered through GE Accessories & Supplies unless otherwise noted. All MR coil pads have a 6 month limited warranty.

Coil Cat# & Description	Coil Image	Coil Replacement Pad Cat# & Description	Coil Replacement Pad Image	# of Pads
M3335LG 1.5T 16-ch Head, Neck and Spine Array M3335LH 1.5T 16-ch Head, Neck and Spine Array M7000AN 1.5T 16-ch Head, Neck and Spine Array		E8801WG 1.5T 16-ch Head, Neck and Spine pad set		7
M3335LM 3.0T 8-ch CTL Array		E8801TF 8-ch CTL patient comfort pad		1
		E8801TG 8-ch CTL Array ear pads		2
		E8801TH 8-ch CTL Array disposable ear pad covers (500/box)	Image not available	1
M3335MC 1.5T 8-ch Body Array		E8801SG 8-ch Body Array pad kit		4





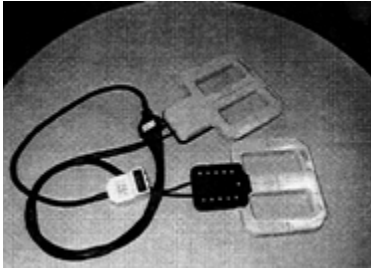



Contact your local GE Healthcare representative to order MR coils. Replacement coil pads shown may be ordered through GE Accessories & Supplies unless otherwise noted. All MR coil pads have a 6 month limited warranty.

Coil Cat# & Description	Coil Image	Coil Replacement Pad Cat# & Description	Coil Replacement Pad Image	# of Pads
M1385AY 3.0T 8-ch Torso Array		E8801TA 8-ch Torso Array table pad		1
		E8801TB 8-ch Torso Array spacer pad	  Front Back	1
		Part # 2405545* 8-ch Torso Array lower pad	  Front Back	1

*NOTE: The 8-ch Body array lower pad for Coil M1385AY is available through Global Parts Item # 2405545.

M3087JD 1.5T 8-ch Cardiac Array		E8801SH 8-ch Cardiac Array patient comfort pad		1
		E8801SJ 8-ch Cardiac Array patient headrest pad		1
		E8801SK 8-ch Cardiac Array patient lower body pad		1

Contact your local GE Healthcare representative to order MR coils. Replacement coil pads shown may be ordered through GE Accessories & Supplies unless otherwise noted. All MR coil pads have a 6 month limited warranty.

Coil Cat# & Description	Coil Image	Coil Replacement Pad Cat# & Description	Coil Replacement Pad Image	# of Pads
M3335MA 1.5T 8-ch (HD PLUG) M3335TC 8-ch CTL Array		E8801SL 8-ch CTL comfort pad kit – (2) ear/wedge pads, (1) knee pad, (1) comfort pad	 Comfort pad  Ear/wedge pad  Knee pad	4
M3087ZD Cardiac Phased Array M1087CA 1.5T Cardiac Phased Array M3335SC 1.5T 4-ch Cardiac Array		E8802CA Cardiac coil pad – Coil end (12.5 x 15 in) E8802CB Cardiac coil pad – Foot end (30 x 15.75 in)	 Shown in plastic packaging  Shown in plastic packaging	1 1
Quad head coil	Image not available	E8801ME Quad head coil cushion		1

Contact your local GE Healthcare representative to order MR coils. Replacement coil pads shown may be ordered through GE Accessories & Supplies unless otherwise noted. All MR coil pads have a 6 month limited warranty.

Positioning Aids for Spine Surface Coils

The CTL foam pad (E8800PD) is a long gray-coated foam pad placed on the coil for patient comfort

- Measures 30.36 in (L) × 15.51 in (W) × 1.8 in thick

C-Spine coil wedge pads (E8800PE) are gray-coated foam pads for positioning between the patient and coil to immobilize patient's head

- Set of 2; one pad for each side of the patient's head
- Oval-shaped wedge pads measure 5.5 × 4 in, tapers from 2 in to 0.25 in thick

Both pads are for use with CTL 1.5T and 1.0T coil assembly



E8800PD



E8800PE

Cat#	Description	Warranty
E8800PD	CTL Foam Pad for CTL 1.5T and 1.0T Coil Assembly	H
Compatibility: MR Coil Cat# E8800HB & M3335TD/TB		
E8800PE	C-Spine Coil Wedge Pads (2/set)	H

Phased Array Coil Accessories

- Choose quality replacement pads for your CTL coil to keep your patients comfortable
- Choose replacement comfort pad:
 - E8801KT for Lower Section of CTL Spine Phased Array Coil
- Gray



E8801KT

Cat#	Description	Warranty
E8801KT	CTL Spine Phased Array Coil Pad – Lower Section – 27.25 in (L) x 13.62 in (W) x .25 - .95 in (Depth varies)	H

MR Earplugs

Aearo Classic® Foam Disposable Earplugs

- Aearo Classic Foam are bright yellow, latex-free, hypo-allergenic polymer foam earplugs; custom fit to any ear canal by simply rolling and inserting into ear
- Recommended for patients or staff with medium to large ear canals
- Offers NRR 29 dB protection
- Packaged 200 pairs per box



E8801BA

TaperFit® 2 Disposable Earplugs

- Latex-free, bright yellow, polymer earplugs with curved, tapered shape and smooth, non-allergenic outer skin for fast, comfortable, custom-fit insertions
- Recommended for patients or staff with small to medium ear canals
- Offers NRR 32 dB protection
- Packaged 200 pairs per box



E8801BB

MAXLite® Disposable Earplugs

- Bright green with smooth outer skin and tapered shape for easy insertion
- Special construction exerts less pressure on the ear than other expandable foam plugs, while still providing a high level of noise reduction
- Recommended for pediatric patients or patients with small ear canals
- Offers NRR 30 dB protection
- Packaged 200 pairs per box

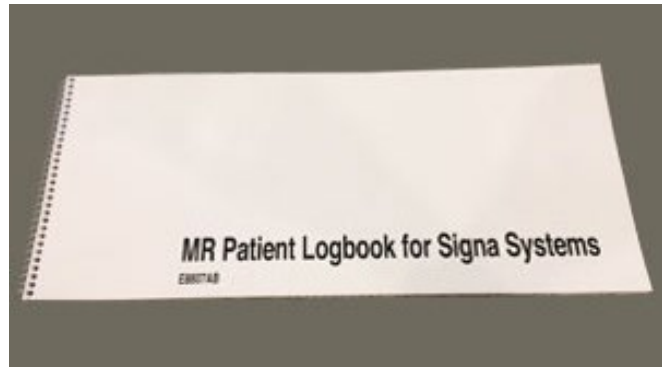


E8801BC

Cat#	Description	Packaging	Warranty
E8801BA	Aearo Classic Disposable Earplugs – Yellow, NRR 29 dB	200 pr/box	H
E8801BB	TaperFit 2 Disposable Earplugs – Yellow, NRR 32 dB	200 pr/box	H
E8801BC	MAXLite Disposable Earplugs – Green, NRR 30 dB	200 pr/box	H

MR Logbooks

- Provides an effective way to track daily patient studies; provides complete exam data in one convenient location
- GE SIGNA patient logbooks record 5 exams per page, 62 pages per book; shipped 6 logbooks per box



E8807AB

Cat#	Description	Packaging	Warranty
E8807AB	GE SIGNA Patient Logbooks	6/box	H

General Imagers

Carestream Dryview 5700

- Photothermographic dry laser technology
- Up to 45 films per hour: 14 x 17 in (35 x 43 cm)
- Supports 8 x 10 in, 10 x 12 in, 11 x 14 in, 14 x 17 in film sizes
- Integrated DICOM interface supports printing from DICOM print modalities
- Each film cartridge contains 125 sheets
- Solution for computed radiography (CR), digital radiography (DR), computed tomography (CT) and magnetic resonance (MR) imaging applications



E8202FT

Cat#	Description	Warranty
E8202FT	Carestream DryView 5700 Laser Imager (General Radiology)	E

Konica Drypro 832

Developed for radiology, the Konica Drypro 832 has multiple modality capabilities with a small footprint, fast printing and various film size capability.

- 50 second time to first print
- Small table-top design – less than 2 ft x 2 ft
- 90 sheets per hour throughput
- Print on five film sizes – 8 x 10 in, 10 x 12 in, 14 x 14 in, 14 x 17 in, and 11 x 14 in
- Laser technology – stable, consistent, and high resolution



E8205JG

Cat#	Description	Warranty
E8205JG	Konica Drypro 832	E
E8205JK	2nd Drawer for Konica Drypro 832	E

Codonics Imagers

Codonics Horizon GS (Grayscale) and Media

- Exceptional solution for non-color applications
- Prints large/small formats on film/paper
- Help reduce costs with Direct Vista® paper, an exclusive film alternative – offers savings over film
- Lightweight and moveable, weighing just 66 lbs; measures 20.5 in (W) × 24 in (L) × 14.5 in (H)
- 24 DICOM connections, PostScript key, media starter kit come standard



E8200DT

Cat#	Description	Warranty
E8200DT	Codonics Horizon GS Imager	E
E8200FC	Codonics Direct Vista 8.5 × 11 in Paper – 400 Sheets	W

Codonics Horizon Ci and Media

- A versatile diagnostic imager, well suited for the PACS environment
- Prints large/small format, color/grayscale, film/paper all in a desktop footprint
- Lightweight and moveable, weighing just 66 lbs; measures 20.5 in (W) × 24 in (L) × 14.5 in (H)
- Switch from film to color to grayscale paper with no operator intervention
- Up to 100 films per hour
- Color capability while satisfying traditional film needs
- Helps reduce costs with Direct Vista® paper, an exclusive film alternative – offers savings over film
- 24 DICOM connections, PostScript key, and media starter kit come standard



E8200DS

Cat#	Description	Warranty
E8200DS	Codonics Horizon Ci Imager	E
E8200FC	Codonics Direct Vista 8.5 × 11 in Paper – 400 Sheets	W
E8200FE	Codonics Direct Vista 14 × 17 in Clear Film – 500 Sheets	W
E8200FF	Codonics Direct Vista 14 × 17 in Paper – 400 Sheets	W

MR Guided Ultrasound

InSightec® ExAblate™ 2100 MR Guided Focused Ultrasound System

ExAblate 2100, the focused Ultrasound thermal ablation system for treatment of uterine fibroids and bone metastases, integrates high-intensity focused Ultrasound with the precision visualization, guidance, and monitoring provided by MR imaging.

- High precision for tissue differentiation
- 3-dimensional MR images allow for tumor localization and patient positioning
- MR anatomical and thermal imaging throughout the treatment to ensure that the targeted tumor is fully treated and other tissue is not affected
- Imaging in 3 orientations facilitates tumor targeting and accurate identification of pathology
- 3D visualization and temperature feedback
- Non-invasive, uterus sparing procedure
- Outpatient procedure



Cat#	Description	Warranty
E8820HD	InSightec ExAblate MRgFUS table for HDxt	C
Compatibility: SIGNA HDxt 1.5T & 3T		
E8820DW	InSightec ExAblate MRgFUS table for DVMR wide-bore	C
Compatibility: Discovery MR750w, Optima MR450w		
E8820DV	InSightec ExAblate MRgFUS table for DVMR	C
Compatibility: Discovery MR750, Optima MR450		
E8820BN	InSightec ExAblate Bone Application Module	C
E8820UF	InSightec ExAblate Uterine Fibroid Application Module	C
Compatibility: Discovery MR750/750w, Optima MR450/MR450w, SIGNA HDxt 1.5T & 3T		

Uninterruptible Power Supplies

Uninterruptible Power Supplies (UPS)

- Helps provide reliable, clean, consistent power for Diagnostic Imaging and PACS systems
- Helps to eliminate power anomalies (noise, transients, over and undervoltage), which could damage the system's sensitive computer components
- Enables the DI system to complete scanning after the loss of supply power and allows for the saving of valuable data and orderly system shutdown
- GE has tested and approved specific On-Line Double Conversion UPS models with GE Healthcare Diagnostic Imaging systems
- Configurations are available to support multi-modalities or even complete departments



E4502FP



E4504FN

Cat#	Description	Warranty
E4504FP	700 VA Partial System UPS	0
E4504FN	Cable for Cat# E4504FM and E4504FP (Required for SIGNA Premier, SIGNA Voyager and SIGNA Pioneer)	0
E4502DA	80 kW UPS (non-seismic)	0
E4502DB	100 kW UPS (non-seismic)	0
E4502DC	150 kW UPS (non-seismic)	0
E4502DD	225 kW UPS (non-seismic)	0
E45971AC	400 kW TLE UPS, non-seismic, 5 min runtime, with Maintenance Bypass Panel, for shipments via surface	0
E45971AE	400 kW TLE UPS, non-seismic, 5 min runtime, with Maintenance Bypass Panel, for air freight	0



See Power Quality Compatibility Guide on page MR 58

Dynamic Sag Corrector

Dynamic Sag Corrector (DySC)

- Corrects for voltage sags at the system, department or facility level
- DySC is optimized for fast sag detection and response time (voltage detect time of 1 ms; sags are corrected with a peak voltage response time of 1.5 ms)
- A green power solution at > 99% energy efficiency, the DySC has no batteries and over time can offer lower cost of maintenance
- Smaller footprint and lighter weight than comparable (kVA) UPS systems
- Service Contracts offered by GE Healthcare
- Compatible with SIGNA™ Architect, SIGNA Artist, Discovery™ MR750, and Discovery MR750w/MR750 + GEM



E4505SM/E4505SN

Cat#	Description	Warranty
E4505SL	110 Amp (92 kVA) ProDySC Dynamic Sag Corrector (includes limited simple installation)	Y
E4505SJ	200 Amp (166 kVA) ProDySC Dynamic Sag Corrector (without installation)	Y
E4505SD	200 Amp (166 kVA) ProDySC Dynamic Sag Corrector (includes limited simple installation)	Y
E4505SM	200 Amp GT (166 kVA) ProDySC Dynamic Sag Corrector (without installation)	Y
E4505SN	200 Amp GT (166 kVA) ProDySC Dynamic Sag Corrector (includes limited simple installation)	Y



See Power Quality Compatibility Guide on page MR 58

Main Disconnect Panel

Main Disconnect Panel

- The main Disconnect Panel provides emergency/out shut down, undervoltage protection, overcurrent protection, OSHA lockout/tag out provisions, and serves as a local disconnect for the GE Healthcare Diagnostic Imaging System.
- Helps reduce installation time by providing a single-point power connection, eliminating the need to mount and wire a number of individual components
- Standardized design and testing helps ensure high product quality and system reliability
- UL and cUL listed for compliance with National Electric Code
- Surface or semi-flush mounting
- Please consult your GE Healthcare Field Engineer to determine if this is the appropriate product for your needs before purchasing



E4502SP

Cat#	Description	Warranty
E4502SP	25 KAIC MR SIGNA Main Disconnect Panel w/Shield Cooler Compressor	Y



See Power Quality Compatibility Guide on page MR 58

Transformer

Transformer

- Meets or exceeds DOE 2016, NEMA TP-1, NEMA premium and DOD CSL-3 efficiency requirements
- Qualified to the seismic requirements of ASCE7.05, IEEE-693-2005 and IBC-2006
- UL Listed
- Weather shields protect transformers from rain, snow and the elements when installed outdoors



Cat#	Description	Warranty
E4500TB	112.5 kVA Step Up Transformer – 208-480Y/277 Volt	Y
E4500AR	Weather Shield for 112.5 kVA Transformers	Y

Power Quality Compatibility Guide

MR Systems	Full UPS Cat #	Full UPS Description	Partial UPS Cat #	Partial UPS Description	Maintenance Bypass Panel	Main Disconnect Panel	Dynamic Sag Corrector
SIGNA Premier	E45971AC E45971AE	400 kW UPS for shipment via surface (non-seismic) 400 kW UPS for air freight (non-seismic)	E4504FP + E4504FN power cable	0.7 kVA Partial System UPS	MBP included in E45071AC and E45971AE UPS configurations.	M7100AA	TBD
Brivo MR355, Optima MR360, SIGNA Creator, SIGNA Explorer	E4502DA	80 kW UPS (non-seismic)	E4504FP	0.7 kVA Partial System UPS	E4502DA configuration includes its own wall-mounted MBP.	M3088TM	TBD
SIGNA Voyager, SIGNA Pioneer	E4502DB	100 kW (non-seismic)	E4504FP + E4504FN power cable	0.7 kVA Partial System UPS	E4502DB configuration includes its own wall-mounted MBP.	M7000WL/ M70022MA	TBD
Discovery 450 1.5T, Discovery 750 3.0T, Optima 450w, SIGNA Artist, Discovery 750w, SIGNA Architect	E4502DC	150 kW UPS (non-seismic)	E4504FP	0.7 kVA Partial System UPS	E4502DC configuration includes its own wall-mounted MBP.	M7000WL	E4505SD/SJ E4505SM/SN (For the Discovery 750 3.0T, SIGNA Artist, Discovery 750w, SIGNA Architect)
SIGNA PET/MR	E4502DD	225 kW UPS (non-seismic)	E4504FP	0.7 kVA Partial System UPS	E4502DD configuration includes its own wall-mounted MBP.	M7000WL	TBD

*To order contact your local GE Healthcare representative.

Save time. Order accessories online with Service Shop.

Auto-Reorder

Every 3 Months ▾

Auto-Reorder

Set quantity, schedule frequency

Customize the quantity and order frequency that works for you.

 Add to Cart

Add to cart

It's that easy. Your first order has been placed. The product will be auto-delivered at your preferred delivery frequency.



Manage reorders

In advance of each delivery, we will send you a reminder email for your upcoming delivery. Skip your deliveries or cancel your subscriptions at any time.



Quick Order

Know what you need to order? Batch order multiple items at once with Quick Order on Service Shop. Enter a list of item numbers or paste from an excel spreadsheet, select quantity and add to cart. Spend less time ordering!




Payment Options

Pay by PO or credit card or integrate your purchasing system.

Register now at ServiceShop.GEHealthcare.com

1. Visit GE Healthcare Service Shop, navigating to the registration link in the upper left-hand corner of the page.
2. Give us your account details. Pro tip: Provide your customer account number for expedited registration.
3. A welcome message will come to you through the email you provide. Start shopping!

GE Adventure Series – Customized Rooms




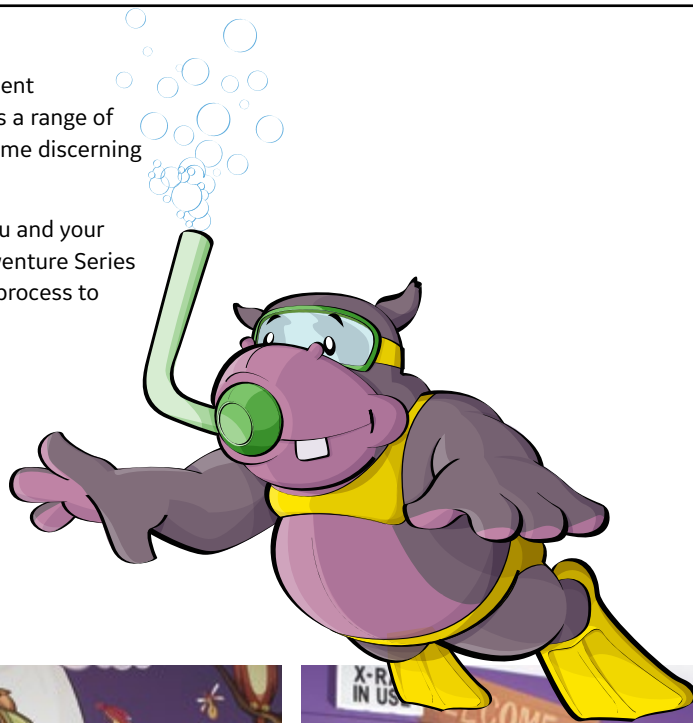
The GE Healthcare Design team will work with a small group of your hospital staff to create a custom layout and select themed graphics from the existing catalogs, or at times, create new appliques that fit the space and flow of each room.

In today's crowded markets, standing out and creating a unique patient experience can be a key to success. While Adventure Series provides a range of creative options to choose from, GE Healthcare understands that some discerning facilities desire something even more unique.

For those of you seeking a product experience custom tailored to you and your facility, we are pleased to offer you the ability to customize your Adventure Series room. GE Healthcare will work with you through the custom design process to create the experience you envision.

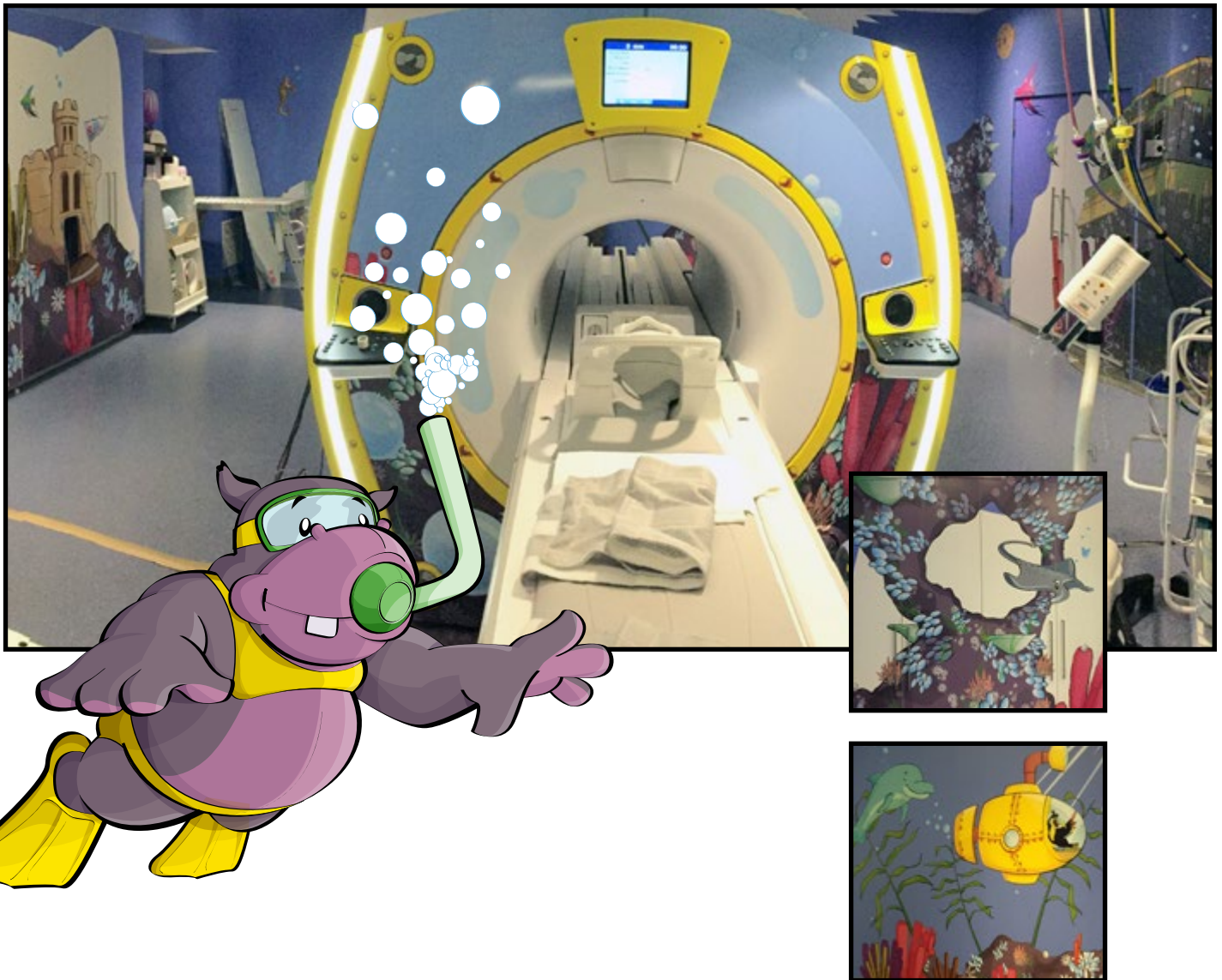
Adventure Series can be customized for the following spaces:

- Scan rooms
- Hallways
- Waiting rooms
- Uptake rooms
- Cafeterias
- Stress Labs
- Exam rooms





GE Adventure Series for MR - Deep Blue Sea



Graphics are designed for use on smooth or textured/acoustic material walls

Cat#	Description	Warranty
E1500MZ [†]	MR Deep Blue Sea for SIGNA™ Architect, SIGNA Artist, SIGNA PET/MR, Optima™ MR450w + GEM, Discovery™ MR750, and Discovery MR750w/MR750w + GEM	Y
E1500ZA	Adventure Series - Hawaii, Alaska, Puerto Rico, Canada Install	n/a



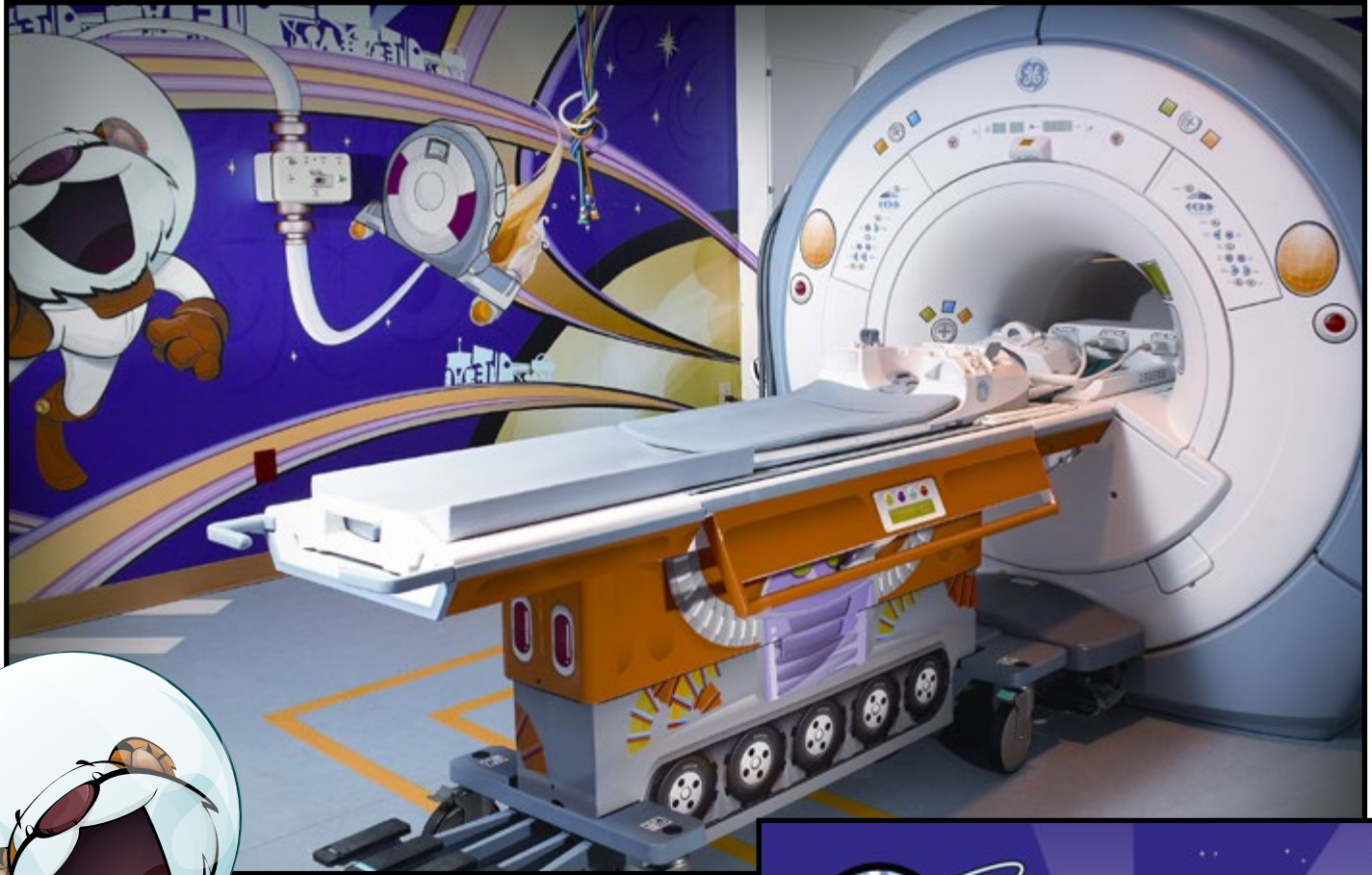
See GE Adventure Series Compatibility Guide on page MR 68

[†] MR Deep Blue Sea is not available for a ramped magnet room.

Rev. 07/21

Shop online at www.gehealthcare.com/accessories

GE Adventure Series for MR – Space Runway

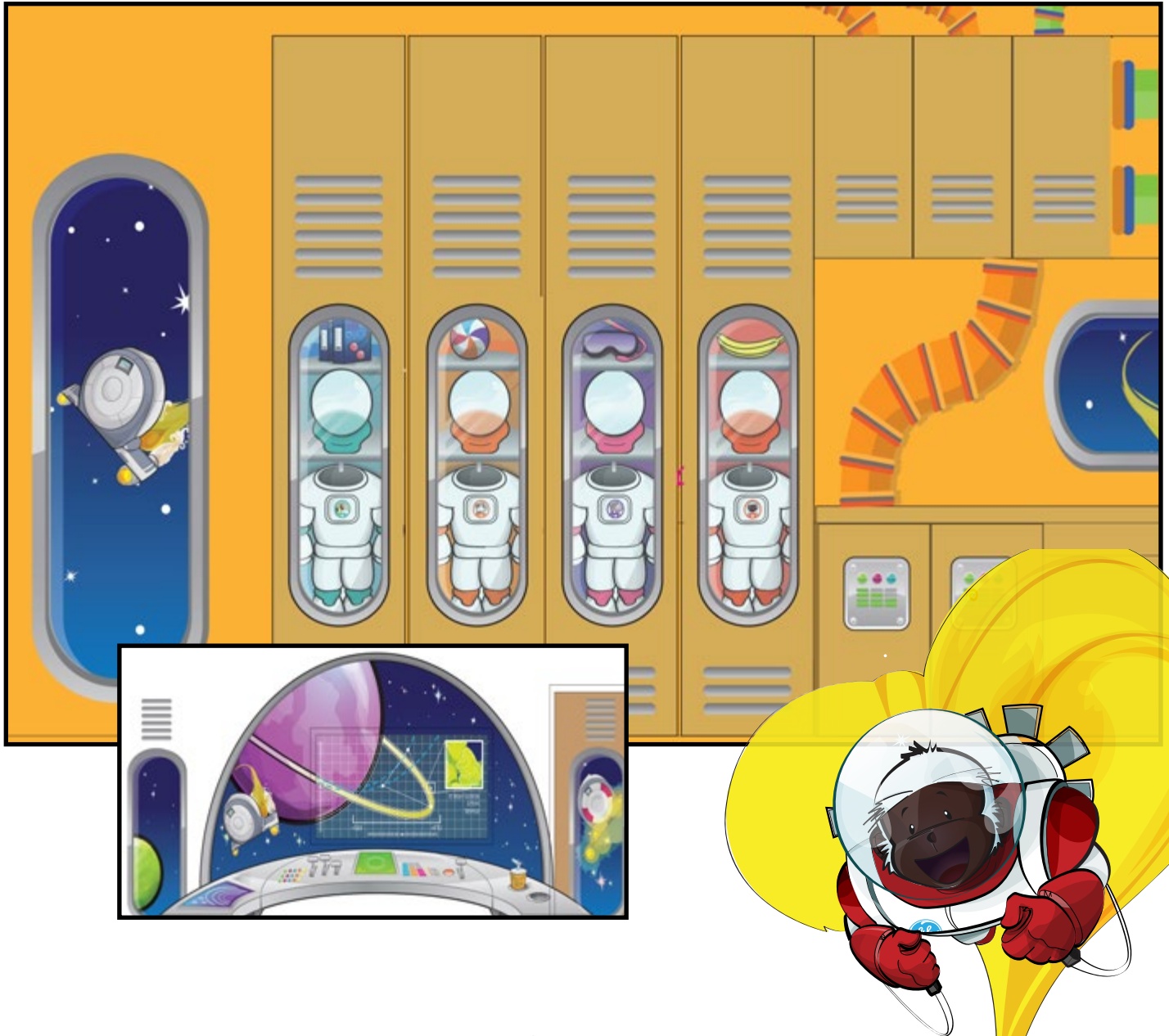


Graphics are designed for use on smooth or textured/acoustic material walls

Cat#	Description	Warranty
E1500MG	MR Space Runway for SIGNA™ Vibrant 1.5T, SIGNA HDxt 1.5T/3.0T, and SIGNA HDi 1.5T	Y
E1500MM	MR Space Runway for Discovery™ MR450, Optima™ MR450w, and Discovery MR750	Y
E1500ZA	Adventure Series - Hawaii, Alaska, Puerto Rico, Canada Install	n/a

C See GE Adventure Series Compatibility Guide on page MR 68

GE Adventure Series for MR – Space Station



Graphics are designed for use on smooth or textured/acoustic material walls

Cat#	Description	Warranty
E1500MA	MR Space Station for SIGNA™ Vibrant 1.5T, SIGNA HDxt 1.5T/3.0T, and SIGNA HDi 1.5T	Y
E1500MK	MR Space Station for SIGNA™ Architect, SIGNA Artist, SIGNA PET/MR, Optima™ MR450w/MR450w + GEM, Discovery™ MR450, Discovery MR750, and Discovery MR750w/MR750w + GEM	Y
E1500ZA	Adventure Series - Hawaii, Alaska, Puerto Rico, Canada Install	n/a



See GE Adventure Series Compatibility Guide on page MR 68

GE Adventure Series for MR – Space Planetscape





Graphics are designed for use on smooth or textured/acoustic material walls

Cat#	Description	Warranty
E1500MD	MR Space Planetscape for SIGNA™ Vibrant 1.5T, SIGNA HDxt 1.5T/3.0T, and SIGNA HDi 1.5T	Y
E1500ML	MR Space Planetscape for Discovery™ MR450, Optima™ MR450w, and Discovery MR750	Y
E1500ZA	Adventure Series - Hawaii, Alaska, Puerto Rico, Canada Install	n/a

C See GE Adventure Series Compatibility Guide on page MR 68

GE Adventure Series for MR – Sunset Safari



Graphics are designed for use on smooth or textured/acoustic material walls

Cat#	Description	Warranty
E1500MN**	MR Sunset Safari for Discovery™ MR450, Optima™ MR450w, Discovery MR750, SIGNA™ Vibrant 1.5T, SIGNA HDxt 1.5T/3.0T, and SIGNA HDi 1.5T	Y
E1500ZA	Adventure Series - Hawaii, Alaska, Puerto Rico, Canada Install	n/a



See GE Adventure Series Compatibility Guide on page MR 68

** Support collaterals (Coloring Books, Field Guides, Posters & Stickers) are not available for the MR Sunset Safari Adventure.

GE Adventure Series for MR – Cub Camp



Graphics are designed for use on smooth or textured/acoustic material walls

Cat#	Description	Warranty
E1500MS	MR Cub Camp for Discovery™ MR450, Optima™ MR450w, Discovery MR750, SIGNA™ Vibrant 1.5T, SIGNA HDxt 1.5T/3.0T, and SIGNA HDi 1.5T	Y
E1500ZA	Adventure Series - Hawaii, Alaska, Puerto Rico, Canada Install	n/a

C See GE Adventure Series Compatibility Guide on page MR 68

GE Adventure Series Compatibility Guide

Modality	Adventure	Cat#	Available System
MR	Cub Camp	E1500MS	Discovery™ MR450, Optima™ MR450w, Discovery MR750, SIGNA™ Vibrant 1.5T, SIGNA HDxt 1.5T/3.0T, and SIGNA HDi 1.5T
MR	Space Planetscape	E1500MD	SIGNA Vibrant 1.5T, SIGNA HDxt 1.5T/3.0T, and SIGNA HDi 1.5T
		E1500ML	Discovery MR450, Optima MR450w, and Discovery MR750
MR	Space Runways	E1500MG	SIGNA Vibrant 1.5T, SIGNA HDxt 1.5T/3.0T, and SIGNA HDi 1.5T
		E1500MM	Discovery MR450, Optima MR450w, and Discovery MR750
MR	Space Station	E1500MA	SIGNA Vibrant 1.5T, SIGNA HDxt 1.5T/3.0T, and SIGNA HDi 1.5T
		E1500MK	SIGNA Architect, SIGNA Artist, SIGNA PET/MR, Optima MR450w/MR450w + GEM, Discovery MR450, Discovery MR750, and Discovery MR750w/MR750w + GEM
MR	Sunset Safari	E1500MN	Discovery MR450, Optima MR450w, Discovery MR750, SIGNA Vibrant 1.5T, SIGNA HDxt 1.5T/3.0T, and SIGNA HDi 1.5T
MR	Deep Blue Sea	E1500MZ	SIGNA Architect, SIGNA Artist, SIGNA PET/MR, Optima MR450w + GEM, Discovery MR750, and Discovery MR750w/MR750w + GEM

Adventure Series is currently available in the US, Canada and Puerto Rico. Lead time for installation of Adventure Series rooms is approximately 4-6 weeks from date of order. Lead time for custom rooms are determined in the design process.





Specifications

- All specifications are subject to change without notice
- The product and brand names herein are the trademarks or registered trademarks of their respective owners

Pricing

- Please call to obtain current pricing. All pricing and product availability is subject to change without notice
- Price invoiced will be the price in effect at the time of order entry
- Quotations available upon request

Blanket Purchase Orders

You can save time and money by ordering your consumable products with our Blanket Order program. Blanket orders must be scheduled for a year or more and a signed purchase order agreement must be on file. Contact us for additional details.

Restocking Fee

- Returns are subject to, but not limited to, a minimum 15% restocking fee
- Certain items, such as sterile and environmentally controlled products within this catalog, are non-returnable and nonrefundable unless defective and have been noted as such

Product Returns

- Immediately upon receipt, please inspect all deliveries for order accuracy and condition
- For products shipped in error, please obtain return authorization from the Accessories and Supplies Call Center within thirty (30) days of delivery
- Power Quality items are nonreturnable and nonrefundable

Contact Us for General Information and Warranty Terms

In U.S.

GE Healthcare
Accessories and Supplies Customer Support Center
P.O. Box 414, W-544
Milwaukee, WI 53202

Phone: (866) 281-7545 – opt 1, opt 2, opt 1, opt 2

Fax: (877) 279-6990

Online: www.gehealthcare.com/accessories

Email: gehccaccessorysales@ge.com

All other regions

Contact your local GE Representative.



www.gehealthcare.com

Harnessing data and analytics across hardware, software and biotech, GE Healthcare is the \$19 billion healthcare business of GE (NYSE:GE). As a leading provider of medical imaging equipment, with a track record of more than 100 years in the industry and more than 50,000 employees across 100 countries, we transform healthcare by delivering better outcomes for providers and patients.

Imagination at work

GE Healthcare
3000 North Grandview
Waukesha, WI 53188
USA
www.gehealthcare.com

©2021 General Electric Company.

General Electric Company reserves the right to make changes in specifications and features shown herein, or discontinue the product described at any time without notice or obligation. This does not constitute a representation or warranty or documentation regarding the product or service featured. The results expressed in this document may not be applicable to a particular site or installation and individual results may vary. This document and its contents are provided to you for informational purposes only and do not constitute a representation, warranty or performance guarantee from GE Healthcare.

GE, the GE Monogram, and imagination at work are trademarks of General Electric Company.

GE Healthcare, a division of General Electric Company.

All other product names and logos are trademarks or registered trademarks of their respective companies.

JB00643US

Rev. 07/21